



METFORD MEDICAL

395 METFORD ROAD, METFORD, NSW, 2323

ARCHITECTURAL DRAWING SCHEDULE

A00	COVER SHEET	A18	RETAINING WALL DETAILS
A01	EXISTING SITE PLAN	A19	SIGNAGE PLAN
A02	PROPOSED SITE PLAN & ANALYSIS	A20	SHADOW DIAGRAMS
A03	STORMWATER MANAGEMENT PLAN	A21	GLAZING SCHEDULE 01 (WINDOW)
A04	OPERATIONAL WASTE MANAGEMENT PLAN	A22	GLAZING SCHEDULE 02 (WINDOW)
A05	OVERALL ELEVATIONS	A23	GLAZING SCHEDULE 03 (WINDOW)
A06	BUILDING A - GROUND LEVEL	A24	GLAZING SCHEDULE 04 (DOOR)
A07	BUILDING A - LEVEL 1	A25	SCHEDULE OF MATERIALS
A08	BUILDING A - ROOF PLAN	A26	3D PERSPECTIVE 01 - BUILDING A
A09	BUILDING A - NORTH, SOUTH, EAST & WEST ELEVATIONS	A27	3D PERSPECTIVE 02 - BUILDING A
A10	BUILDING A - SECTION A-A, B-B, C-C, D-D	A28	3D PERSPECTIVE 03 - ISOMETRIC BUILDING A
A11	BUILDING A - ELEVATIONS & SECTIONS E-E, F-F	A29	3D PERSPECTIVE 04 - BUILDING B
A12	BUILDING B - LOWER GROUND LEVEL	A30	3D PERSPECTIVE 05 - BUILDING B
A13	BUILDING B - GROUND LEVEL	A31	3D PERSPECTIVE 06 - ISOMETRIC BUILDING B
A14	BUILDING B - ROOF PLAN	A32	3D PHOTOREALISTIC RENDER 01
A15	BUILDING B - NORTH, SOUTH, EAST & WEST ELEVATIONS	A33	3D PHOTOREALISTIC RENDER 02
A16	BUILDING B - SECTION A-A, B-B, C-C, D-D	A34	NOTIFICATION SITE PLAN
A17	BUILDING B - ELEVATIONS & SECTIONS E-E, F-F	A35	NOTIFICATION ELEVATIONS - BUILDING A
		A36	NOTIFICATION ELEVATIONS - BUILDING B

ISSUE FOR DA

01/12/2023

REV 2

EJE ARCHITECTURE

ACN 002 912 843 | ABN 82 644 649 849
Nominated Architect - Bernard Collins | NSW Architects Registration No.4436
A 412 KING STREET NEWCASTLE NSW 2300 AUSTRALIA
P +61 2 4929 2353 | F +61 2 4928 2300 | E mail@eje.com.au | W www.eje.com.au

COMPLETION OF THE QUALITY ASSURANCE CHECKS IS VERIFICATION THAT THE DOCUMENT CONFORMS WITH THE REQUIREMENTS OF THE QUALITY PROJECT PLAN, WHERE THE QUALITY ASSURANCE CHECK IS INCOMPLETE THIS DOCUMENT IS PRELIMINARY FOR INFORMATION PURPOSES ONLY, OR SUCH PURPOSES AS STATED IN THE REVISION COLUMN.
THE IDEAS, INFORMATION AND CONCEPTS CONTAINED IN THIS DOCUMENT ARE THE PROPERTY OF EJE ARCHITECTURE. PHOTOCOPYING OR REPRODUCING THIS DOCUMENT AND PASSING IT ON TO OTHERS WITHOUT THE EXPRESS PERMISSION OF EJE ARCHITECTURE IS AN INFRINGEMENT OF COPYRIGHT. ©
FILE NAME: 14541-DA-MetfordMedical-231201.pln PRINTED ON: 1/12/2023

EJE architecture

ABBREVIATIONS

AC	AIR CONDITIONING - REFER TO MECHANICAL DOCUMENTATION
ACP	ALUMINIUM COMPOSITE PANEL
ACS	SOLID SURFACE
ADJ	ADJUSTABLE SHELF
AHD	AUSTRALIAN HEIGHT DATUM
AL	ALUMINIUM LOUVRE
ALB	ALUMINIUM BATTEN
ALS	VERTICAL ALUMINIUM SCREEN
AP	ACCESS PANEL
AS	AUSTRALIAN STANDARD
BAL	BALUSTRADE
BF	BI-FOLD DOOR
BH	BULKHEAD
BLK	CONCRETE BLOCKWORK
BOL	BOLLARD
CAP	CAPPING
CBG	CLOUR-BACKED GLASS

CF	COMPRESSED FIBRE CEMENT
CJ	CONSTRUCTION / CONTROL JOINT
CL	CENTRE LINE
CLD	CLADDING
COL	COLUMN - REFER TO STRUCTURAL DOCUMENTATION
CONC	CONCRETE
COS	CONFIRM ON SITE
CPC	COLORBOND PARAPET CAPPING
CPT	CARPET
CR	CEMENT RENDER
CRN	CORNICE
DR	DOWNPIPE - REFER TO HYDRAULIC DOCUMENTATION
DP	DOOR
EDB	ELECTRICAL DISTRIBUTION BOARD - REFER TO ELECTRICAL
EF	EXHAUST FAN
EJ	EAVES GUTTER - REFER TO HYDRAULIC DOCUMENTATION
EG	EXPANSION JOINT

ELP	ELECTRICAL PLATE
EP	EPOXY FLOORING
EQ	EQUAL SPACING
FAB	FABRIC / UPHOLSTERY
FAN	CEILING FAN
FC	FIBRE CEMENT SHEETING
FE	FIRE EXTINGUISHER
FF	FINISHED FLOOR LEVEL
FG	FIXED GLASS
FH	FIRE HYDRANT - REFER TO HYDRAULIC DOCUMENTATION
FHR	FIRE HOSE REEL - REFER TO HYDRAULIC DOCUMENTATION
FI	FIRE INDICATOR PANEL TO CONSULTANTS REQUIREMENTS
FL	FLASHING
FR	FIRE RESISTANCE
FT	FLOOR TILES
FW	FLOOR WASTE
G	GLASS

GD	GRATED DRAIN
GL	GLASS LOUVRES
GP	GRATED PIT - REFER TO HYDRAULIC DOCUMENTATION
GT	GUTTER TRANSOM
GW	GLASS WINDOW
HD	HINGED DOOR
HP	HIGH POINT
HR	HANDRAIL
HYD	HYDRAULIC
LVR	LOUVRE
LWL	WALL LIGHT
MC	METAL CLADDING
MOB	MAIN DISTRIBUTION BOARD - REFER TO ELECTRICAL DOCUMENTATION
MECH	MECHANICAL
M	MIRROR
MRS	METAL ROOF SHEETING
MWS	METAL WALL SHEETING

OF	OVERFLOW
PB	PLASTERBOARD
PBA	ACOUSTIC PLASTERBOARD
PBF	FIRE RATED PLASTERBOARD
PBM	MOISTURE RESISTANT PLASTERBOARD
PBP	PERFORATED PLASTERBOARD
PC	POLYCARBONATE SHEETING
PCT	POWDERCOAT
PD	PIVOT DOOR
PN	PINBOARD
PL	PLASTIC LAMINATE
PRC	PROTECTION - CORNER
PRD	PROTECTION - DOOR
PRR	PROTECTION - RAILS
PRW	PROTECTION - WALL
PT	POST - TIMBER
PS	PAINT FINISH

PTD	PAPER TOWEL DISPENSER
PTN	PARTITION
RC	REINFORCED CONCRETE
RCS	RECONSTITUTED STONE
REF	REFRIGERATOR
RF	RUBBER FLOORING
RH	RANGEHOOD
RL	REDUCED LEVEL
RS	ROLLER SHUTTER
RWC	RECYCLED WASTE CUPBOARD
RWH	RAIN WATER HEAT - ALSO REFER HYDRAULIC DOCUMENTATION
RWO	RAIN WATER OUTLET - ALSO REFER HYDRAULIC DOCUMENTATION
RWT	RAINWATER TANK
S	SINK
SC	STONE CLADDING
SD	SLIDING DOOR
SG	SMART GLASS

SH	SHELF
SHR	SHOWER
SHS	SHOWER SCREEN
SJ	SILICONE JOINT
SK	SKIRTING
SKL	SKYLIGHT
SMB	SUB MAIN DISTRIBUTION BOARD - REFER TO ELECTRICAL DOCUMENTATION
SMDR	RAIN WATER DUMP
SN	SNARK NOSE
SP	SPANDREL PANEL
SPR	SOAP DISPENSER
SPR	SPREADER - ALSO REFER HYDRAULIC DOCUMENTATION
SS	STAINLESS STEEL
SSD	STAINLESS STEEL STRIP DRAIN
SSL	STRUCTURAL SLAB LEVEL
ST	STONE
SW	STORMWATER

LEGEND

- EXISTING PREMISES
- NEW LANDSCAPED AREAS
- NEW ASPHALT
- EXISTING BOUNDARY FENCE
- PROPOSED BOUNDARY FENCE

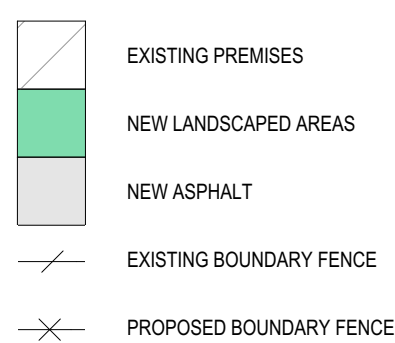
<p>REFER TO CIVIL ENGINEER DRAWINGS FOR DETAILED SEDIIMENT/EROSION ANALYSIS ALL STRUCTURAL GRADING & DEMOLITION TO ENGINEERS DETAILS</p>
--



ABBREVIATIONS

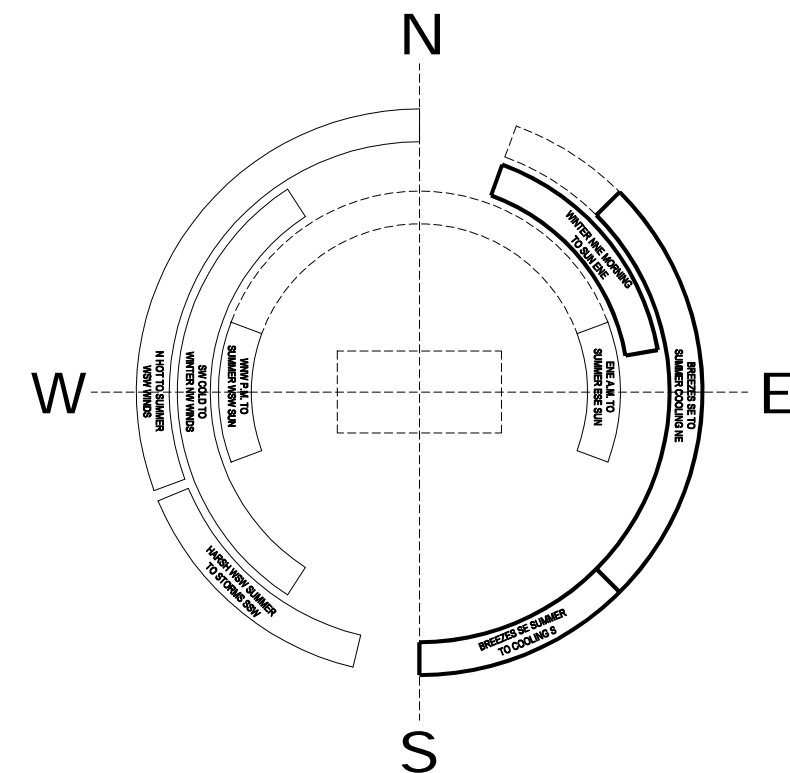
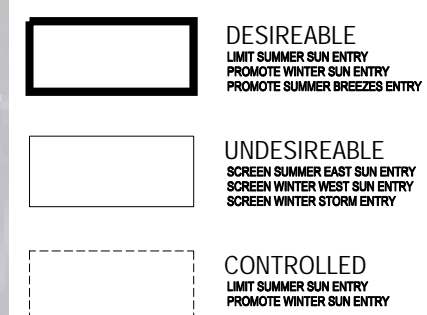
[illegible]

LEGEND



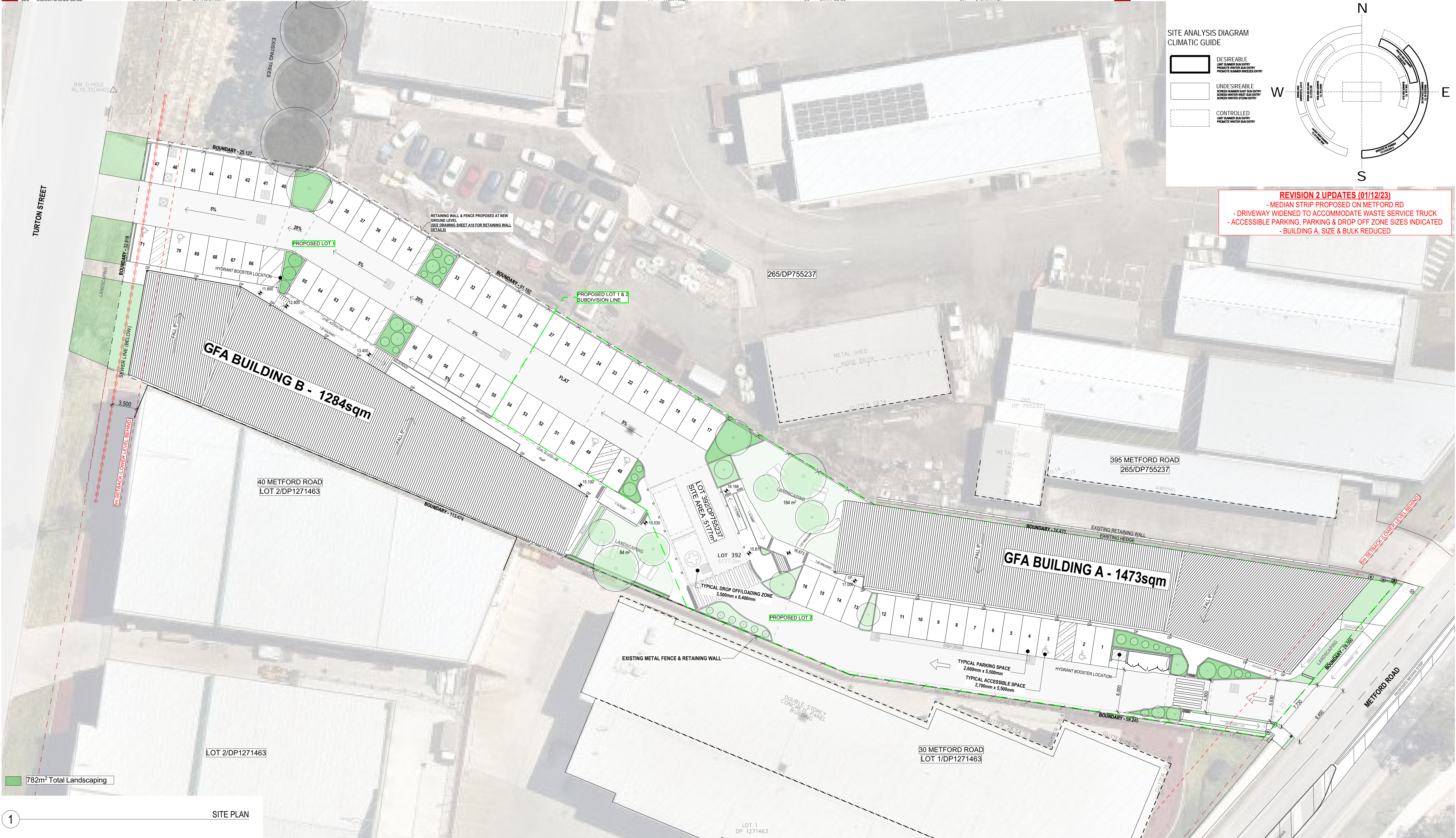
SITE ANALYSIS DIAGRAM

CLIMATIC GUIDE



REVISION 2 UPDATES (01/12/23)

- MEDIAN STRIP PROPOSED ON METFORD RD
- DRIVEWAY WIDENED TO ACCOMMODATE WASTE SERVICE TRUCK
- ACCESSIBLE PARKING, PARKING & DROP OFF ZONE SIZES INDICATED
- BUILDING A, SIZE & BULK REDUCED



EJE ARCHITECTURE

ACN 002 912 843 | ABN 82 644 649 849
Nominated Architect - Bernard Collins
NSW Architects Registration No.4438
A 412 KING STREET NEWCASTLE NSW 2300 AUSTRALIA
Global-Mark.com.au®

COMPLETION OF THE QUALITY ASSURANCE CHECKS IS VERIFICATION THAT THE DOCUMENT CONFORMS WITH THE REQUIREMENTS OF THE QUALITY PROJECT PLAN. WHERE THE QUALITY ASSURANCE CHECK IS INCOMPLETE THIS DOCUMENT IS PRELIMINARY FOR INFORMATION PURPOSES ONLY, OR SUCH PURPOSES AS STATED IN THE REVISION COLUMN.

THE IDEAS, INFORMATION AND CONCEPTS CONTAINED IN THIS DOCUMENT ARE THE PROPERTY OF EJE ARCHITECTURE. PHOTOCOPYING OR REPRODUCING THIS DOCUMENT AND PASSING IT ONTO OTHERS WITHOUT THE EXPRESS PERMISSION OF EJE ARCHITECTURE IS AN INFRINGEMENT OF COPYRIGHT. ©

REV	DATE	COMMENTS	DRN	CHKD	VFPD
A	30/03/2023	ISSUE FOR CLIENT REVIEW	GVG	LJJ	BUC
B	2/05/2023	ISSUE FOR CONSULTANTS	LJJ	BJC	BUC
C	26/06/2023	PRELIMINARY ISSUE FOR DA	LJJ	BJC	BUC
D	5/07/2023	ISSUE FOR DA	LJJ	BJC	BUC
E	18/07/2023	ISSUE FOR DA	LJJ	BJC	BUC
F	24/07/2023	ISSUE FOR DA	LJJ	BJC	BUC
G	14/09/2023	ISSUE FOR DA - RFI REVISION 1	LJJ	BJC	BUC
H	28/11/2023	ISSUE FOR INFORMATION	LJJ	BJC	BUC
I	1/12/2023	ISSUE FOR DA - RFI REVISION 2	LJJ	BJC	BUC

PROJECT: METFORD MEDICAL

SITE : 412 KING STREET, NEWCASTLE,
NSW 2300

CLIENT: Metford Medical
395 Metford Road, METFORD
NSW, 2323

DRAWING : PROPOSED SITE PLAN & ANALYSIS

WORK IN FIGURED DIMENSIONS IN PREFERENCE TO SCALE. CHECK DIMENSIONS AND LEVELS ON SITE PRIOR TO THE ORDERING OF MATERIALS OR THE COMPLETION OF WORKSHOP DRAWINGS. IF IN DOUBT ASK. REPORT ALL ERRORS

FILENAME : 14541-DA-MettfordMedical-231201.pln

DRAWN : **LJJ** DATE : **1/12/2023**

SCALES @A1:

1:250

PROJECT No: **14541** PHASE: **DA** DRAWING No: **A02**

REV:



ABBREVIATIONS

AC AIR CONDITIONING - REFER TO MECHANICAL DOCUMENTATION
ACP ALUMINIUM COMPOSITE PANEL
ADJ ADJUSTABLE SHELF
AL AUSTRALIAN HEIGHT DATUM
ALB ALUMINIUM LOUVER
ALB ALUMINIUM BATTEN
AP ACCESS PANEL
AS AUSTRALIAN STANDARD
BAL BALUSTRADE
BF BULFOLD DOOR
BH BULKHEAD
BLK BLOCKWORK
BOL BOLLARD
CAP CAPPING
CBG COLOUR-BACKED GLASS

CFC COMPRESSED FIBRE CEMENT
CL CENTRE LINE
CLD CLADDING
COL COLUMN - REFER TO STRUCTURAL DOCUMENTATION
CONC CONCRETE
COS CONFIRM ON SITE
CPC COLORBOND PARAPET CAPPING
CPT CARPET
CR CEMENT RENDER
CRN CORNICE
D DOWNPIPE - REFER TO HYDRAULIC DOCUMENTATION
DR DOOR
EDB ELECTRICAL DISTRIBUTION BOARD - REFER TO ELECTRICAL DOCUMENTATION
EF EXHAUST FAN
EG EAVES GUTTER - REFER TO HYDRAULIC DOCUMENTATION
EJ EXPANSION JOINT

ELP ELECTRICAL PLATE
EP EPOXY FLOORING
EQ EQUAL SPACING
FAB FABRIC / UPHOLSTERY
FAN CEILING FAN
FC FIBRE CEMENT SHEETING
FE FIRE EXTINGUISHER
FGL FINISHED FLOOR LEVEL
FG FIXED GLASS
FH FIRE HYDRANT - REFER TO HYDRAULIC DOCUMENTATION
FHR FIRE HOSE REEL - REFER TO HYDRAULIC DOCUMENTATION
FIP FIRE INDICATOR PANEL TO CONSULTANT'S REQUIREMENTS
FL FLASHING
FR FIRE RESISTANCE
M MECHANICAL
M MIRROR
MRS METAL ROOF SHEETING
MWS METAL WALL SHEETING

GD GRATED DRAIN
GL GLASS LOUVRES
GP GRATED PIT - REFER TO HYDRAULIC DOCUMENTATION
GT GUTTER TRANSOM
GW GLASS WINDOW
HD HINGED DOOR
HP HIGH POINT
HR HANDRAIL
HYD HYDRAULIC
LVR LOUVER
LWL WALL LIGHT
MC METAL CLADDING
MDB MAIN DISTRIBUTION BOARD - REFER TO ELECTRICAL DOCUMENTATION
MECH MECHANICAL
M MIRROR
MRS METAL ROOF SHEETING
MWS METAL WALL SHEETING

OF OVERFLOW
PB PLASTERBOARD
PBA ACOUSTIC PLASTERBOARD
PBF FIRE RATED PLASTERBOARD
PBM MOISTURE RESISTANT PLASTERBOARD
PBP PERFORATED PLASTERBOARD
PC POLYCARBONATE SHEETING
PCT POWDERCOAT
PD PIVOT DOOR
PIN PINBOARD
PL PLASTIC LAMINATE
PRC PROTECTION - CORNER
PRD PROTECTION - DOOR
PRR PROTECTION - RAILS
PRW PROTECTION - WALL
PS POST - TIMBER
PT PAINT FINISH

PTD PAPER TOWEL DISPENSER
PTN PARTITION
RC REINFORCED CONCRETE
RCS RECONSTITUTED STONE
REF REFRIGERATOR
RF RUBBER FLOORING
RH RANGEHOOD
RL REDUCED LEVEL
RS ROLLER SHUTTER
RWC RECYCLED WASTE CURBOARD
RWH RAIN WATER HEAD - ALSO REFER HYDRAULIC DOCUMENTATION
RWO RAIN WATER OUTLET - ALSO REFER HYDRAULIC DOCUMENTATION
RWT RAINWATER TANK
S SKIN
SC STONE CLADDING
SD SLIDING DOOR
SG SMART GLASS

SH SHELF
SHR SHOWER
SHS SHOWER SCREEN
SJ SILICONE JOINT
SK SKIRTING
SKL SKYLIGHT
SMB SUB MAIN DISTRIBUTION BOARD - REFER TO ELECTRICAL DOCUMENTATION
SMP RAIN WATER SUMP
SN STAIR NOSING
SP SPANDREL PANEL
SPD SOAP DISPENSER
SPR SPRINKLER - ALSO REFER HYDRAULIC DOCUMENTATION
SS STAINLESS STEEL
SSD STAINLESS STEEL STRIP DRAIN
SSL STRUCTURAL SLAB LEVEL
ST STONE
SW STORMWATER

(A)
(B)

300uPVC 6.83%

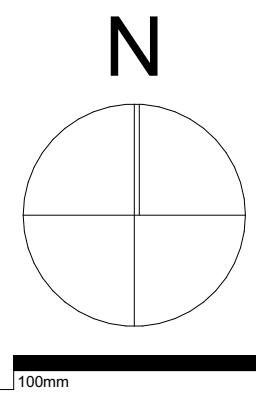
PROPOSED RIGHT OF CARRIAGEWAY VARIABLE WIDTH
PROPOSED EASEMENT TO DRAIN WATER 2 WIDE & 8.7 WIDE
PROPOSED STORMWATER PIPE WITH SIZE AND FALL TAG
PROPOSED DESIGN CONTOUR LINE

REVISION 2 UPDATES (01/12/23)
- STORMWATER EASEMENTS REFLECT SUBDIVISION
- PROPOSED SITE GRADING/SLOPE INDICATED
- ON SITE DETENTION TANK SHOWN & RAINWATER TANK SHOWN

REFER TO CIVIL ENGINEER
DRAWINGS FOR DETAILED
STORMWATER ANALYSIS
REFER TO SURVEY &
SUBDIVISION PLANS FOR
EASEMENT & RIGHT OF
CARRIAGEWAY PLAN



EJE ARCHITECTURE
ACN 002 912 843 | ABN 82 644 649 849
Nominated Architect - Bernard Collins
NSW Architects Registration No.4438
A 412 KING STREET NEWCASTLE NSW 2300 AUSTRALIA
P +61 2 4929 2353 | F +61 2 4929 2300 | E mail@eje.com.au | W www.eje.com.au



REV	DATE	COMMENTS	DRN	CHKD	VRFD
A	26/06/2023	PRELIMINARY ISSUE FOR DA	LJJ	BJC	BJC
B	5/07/2023	ISSUE FOR DA	LJJ	BJC	BJC
C	18/07/2023	ISSUE FOR DA	LJJ	BJC	BJC
D	24/07/2023	ISSUE FOR DA	LJJ	BJC	BJC
E	14/09/2023	ISSUE FOR DA - RFI REVISION 1	LJJ	BJC	BJC
F	21/11/2023	ISSUE FOR INFORMATION	LJJ	BJC	BJC
G	1/12/2023	ISSUE FOR DA - RFI REVISION 2	LJJ	BJC	BJC

PROJECT: METFORD MEDICAL
CLIENT: Metford Medical
395 Metford Road, METFORD
NSW, 2323

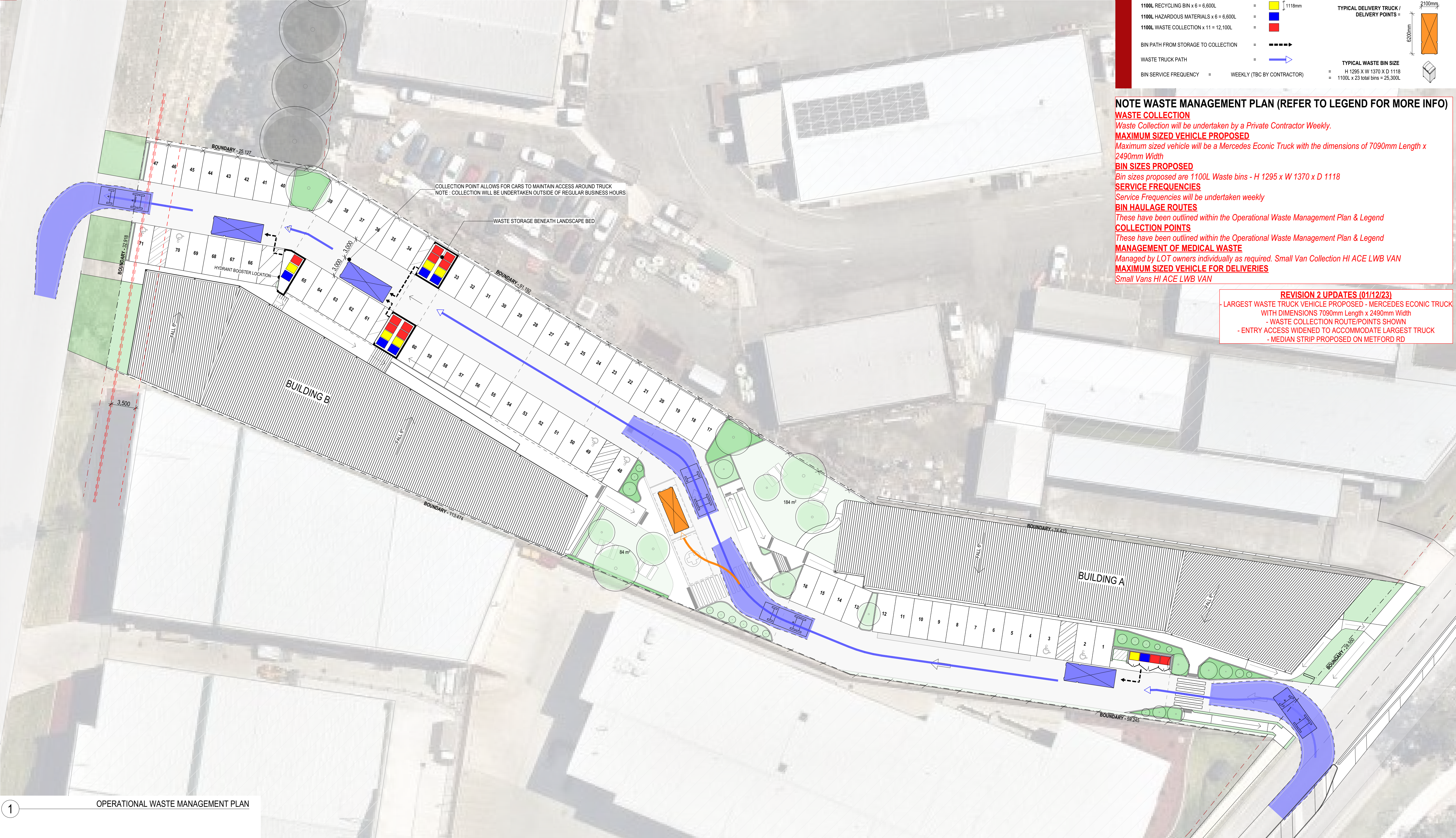
SITE: 412 KING STREET, NEWCASTLE,
NSW 2300
DRAWING: STORMWATER MANAGEMENT
PLAN

WORK IN FIGURED DIMENSIONS IN PREFERENCE TO SCALE. CHECK DIMENSIONS
AND LEVELS ON SITE PRIOR TO THE ORDERING OF MATERIALS OR THE
COMPLETION OF WORKSHOP DRAWINGS. IF IN DOUBT ASK. REPORT ALL ERRORS
AND OMISSIONS.
FILENAME: 14541-DA-MetfordMedical-231201.ph
DRAWN: LJJ DATE: 1/12/2023 SCALES @A1: 1:250
PROJECT No: 14541 DA A03 REV: G



ABBREVIATIONS

AC	AIR CONDITIONING - REFER TO MECHANICAL DOCUMENTATION	CFC	COMPRESSED FIBRE CEMENT	ELP	ELECTRICAL PLATE	OF	OVERFLOW	PTD	PAPER TOWEL DISPENSER	SH	SHELF
ACP	ALUMINIUM COMPOSITE PANEL	CJ	CONSTRUCTION / CONTROL JOINT	EP	EPOXY FLOORING	PB	PLASTERBOARD	PTN	PARTITION	SHR	SHOWER
ACS	SOLID SURFACE	CL	CENTRE LINE	EQ	EQUAL SPACING	GP	GRADED PIT - REFER TO HYDRAULIC DOCUMENTATION	RC	REINFORCED CONCRETE	SHS	SHOWER SCREEN
ADJ	ADJUSTABLE SHELF	CLD	CLADDING	FAB	FABRIC / UPHOLSTERY	GT	GUTTER TRANSOM	RCS	RECONSTITUTED STONE	SJ	SILICONE JOINT
AL	AUSTRALIAN HEIGHT DATUM	COL	COLUMN - REFER TO STRUCTURAL DOCUMENTATION	FAN	FAN CEILING	GW	GLASS WINDOW	REF	REFRIGERATOR	SK	SKIRTING
ALU	ALUMINIUM LOUVER	CONC	CONCRETE	FC	FIBRE CEMENT SHEETING	HD	HINGED DOOR	RF	RUBBER FLOORING	SKL	SKYLIGHT
ALB	ALUMINIUM BATTEN	COS	CONFIRM ON SITE	FE	FIRE EXTINGUISHER	HP	HIGH POINT	RH	RANGEHOOD	SMB	SUB MAIN DISTRIBUTION BOARD - REFER TO ELECTRICAL DOCUMENTATION
AP	ACCESS PANEL	CPC	COLORBOND PARAPET CAPPING	FGL	FINISHED FLOOR LEVEL	HR	HANDRAIL	RL	REDUCED LEVEL	SMP	RAIN WATER SUMP
AS	AUSTRALIAN STANDARD	CPT	CARPET	FG	FIXED GLASS	HYD	HYDRAULIC	RS	ROLLER SHUTTER	SN	STAIR NOSING
BAL	BALUSTRADE	CR	CEMENT RENDER	FH	FIRE HYDRANT - REFER TO HYDRAULIC DOCUMENTATION	LVR	LOUVRE	RWC	RECYCLED WASTE CURBOARD	SP	SPANDREL PANEL
BF	BIFOLD DOOR	CRN	CORNICE	FR	FIRE HOSE REEL - REFER TO HYDRAULIC DOCUMENTATION	LWL	WALL LIGHT	RWH	RAIN WATER HEAD - ALSO REFER HYDRAULIC DOCUMENTATION	SPD	SOAP DISPENSER
BH	BULKHEAD	DP	DOWNPIPE - REFER TO HYDRAULIC DOCUMENTATION	FI	FIRE INDICATOR PANEL TO CONSULTANT'S REQUIREMENTS	MC	METAL CLADDING	RWO	RAIN WATER OUTLET - ALSO REFER HYDRAULIC DOCUMENTATION	SPR	SPRINKLER - ALSO REFER HYDRAULIC DOCUMENTATION
BLK	CONCRETE BLOCKWORK	DR	DOOR	FL	FLASHING	MD	MAIN DISTRIBUTION BOARD - REFER TO ELECTRICAL DOCUMENTATION	RWT	RAINWATER TANK	SS	STAINLESS STEEL
BOL	BOLLARD	EDB	ELECTRICAL DISTRIBUTION BOARD - REFER TO ELECTRICAL DOCUMENTATION	FR	FIRE RESISTANCE	MECH	MECHANICAL	RR	RAINWATER TANK	SSD	STAINLESS STEEL STRIP DRAIN
CAP	CAPPING	EF	EAVES GUTTER - REFER TO HYDRAULIC DOCUMENTATION	FT	FLOOR TILES	M	MIRROR	SC	STONE CLADDING	SSL	STRUCTURAL SLAB LEVEL
CBG	COLOR-BACKED GLASS	EJ	EXPANSION JOINT	FW	FLOOR WASTE	MRS	METAL ROOF SHEETING	SD	SLIDING DOOR	ST	STONE
				G	GLASS	MWS	METAL WALL SHEETING	SG	SMART GLASS	SW	STORMWATER



ABBREVIATIONS

AC AIR CONDITIONING - REFER TO MECHANICAL DOCUMENTATION
ACP ALUMINIUM COMPOSITE PANEL
ACS SOLID SURFACE
ADJ ADJUSTABLE SHELF
AHD AUSTRALIAN HEIGHT DATUM
AL ALUMINIUM LOUVRE
ALB ALUMINIUM BATTEN
ALS VERTICAL ALUMINIUM SCREEN
AP ACCESS PANEL
AS AUSTRALIAN STANDARD
BAL BALUSTRADE
BF BIFOLD DOOR
BH BULKHEAD
BLK CONCRETE BLOCKWORK
BOL BOLLARD
CAP CAPPING
CBG COLOUR-BACKED GLASS

CFC COMPRESSED FIBRE CEMENT
CJ CONSTRUCTION / CONTROL JOINT
CL CENTRE LINE
CLD CLADDING
COL COLUMN - REFER TO STRUCTURAL DOCUMENTATION
CONC CONCRETE
COS CONFIRM ON SITE
CPC COLORBOND PARAPET CAPPING
CPT CARPET
CR CEMENT RENDER
CRN CORNICE
DP DOWNPIPE - REFER TO HYDRAULIC DOCUMENTATION
DR DOOR
EDB ELECTRICAL DISTRIBUTION BOARD - REFER TO ELECTRICAL DOCUMENTATION
EF EXHAUST FAN
EG EAVES GUTTER - REFER TO HYDRAULIC DOCUMENTATION
EJ EXPANSION JOINT

ELP ELECTRICAL PLATE
EP EPOXY FLOORING
EQ EQUAL SPACING
FAB FABRIC / UPHOLSTERY
FAN FAN
FC FIBRE CEMENT SHEETING
FE FIRE EXTINGUISHER
FFL FINISHED FLOOR LEVEL
FG FIXED GLASS
FH FIRE HYDRANT - REFER TO HYDRAULIC DOCUMENTATION
FHR FIRE HOSE REEL - REFER TO HYDRAULIC DOCUMENTATION
FIP FIRE INDICATOR PANEL TO CONSULTANT'S REQUIREMENTS
FL FLASHING
FR FIRE RESISTANCE
FT FLOOR TILES
FW FLOOR WASTE
G GLASS

GD GRATED DRAIN
GL GLASS LOUVRES
GP GRATED PIT - REFER TO HYDRAULIC DOCUMENTATION
GT GUTTER TRANSOM
GW GLASS WINDOW
HD HINGED DOOR
HP HIGH POINT
HR HANDRAIL
HYD HYDRAULIC
LVR LOUVRE
LWL WALL LIGHT
MC METAL CLADDING
MDB MAIN DISTRIBUTION BOARD - REFER TO ELECTRICAL DOCUMENTATION
MECH MECHANICAL
M MIRROR
MRS METAL ROOF SHEETING
MWS METAL WALL SHEETING

OF OVERFLOW
PB PLASTERBOARD
PBA ACOUSTIC PLASTERBOARD
PBF FIRE RATED PLASTERBOARD
PBM MOISTURE RESISTANT PLASTERBOARD
PBP PERFORATED PLASTERBOARD
PC POLYCARBONATE SHEETING
PCT POWDERCOAT
PD PIVOT DOOR
PIN PINBOARD
PL PLASTIC LAMINATE
PRC PROTECTION - CORNER
PRD PROTECTION - DOOR
PRR PROTECTION - RAILS
PRW PROTECTION - WALL
PS POST - TIMBER
PT PAINT FINISH

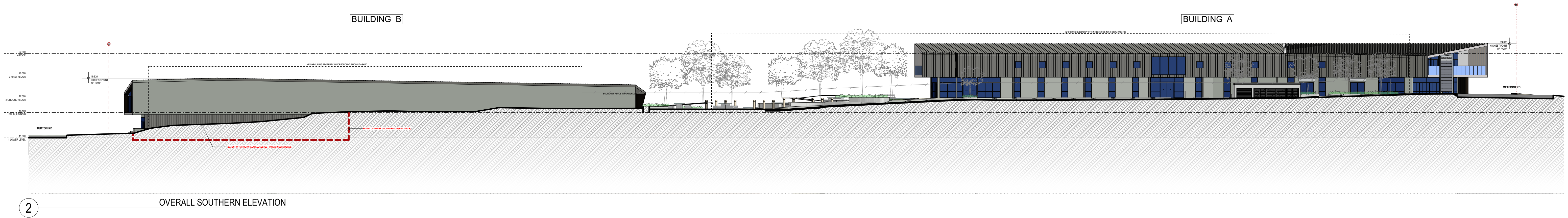
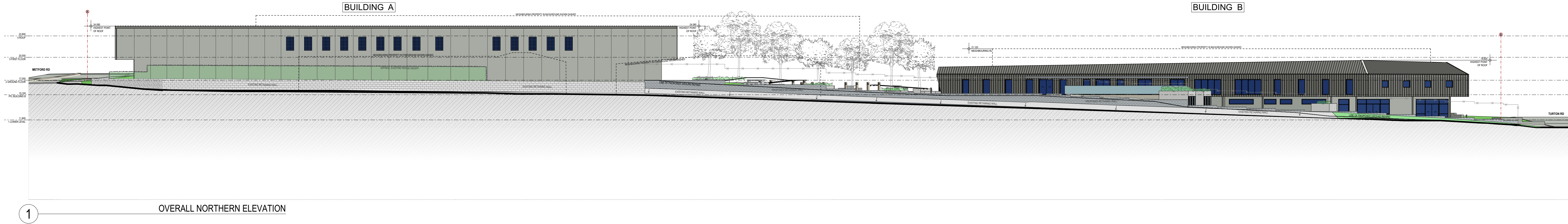
PTD PAPER TOWEL DISPENSER
PTN PARTITION
RC REINFORCED CONCRETE
RCS RECONSTITUTED STONE
REF REFRIGERATOR
RF RUBBER FLOORING
RH RANGEHOOD
RL REDUCED LEVEL
RS ROLLER SHUTTER
RWC RECYCLED WASTE CUPBOARD
RWH RAIN WATER HEAD - ALSO REFER HYDRAULIC DOCUMENTATION
RWO RAIN WATER OUTLET - ALSO REFER HYDRAULIC DOCUMENTATION
RWT RAINWATER TANK
S SINK
SC STONE CLADDING
SD SLIDING DOOR
SG SMART GLASS

SH SHELF
SHR SHOWER
SHS SHOWER SCREEN
SJ SILICONE JOINT
SK SKIRTING
SKL SKYLIGHT
SMB SUB MAIN DISTRIBUTION BOARD - REFER TO ELECTRICAL DOCUMENTATION
SMP RAIN WATER SUMP
SN STAIR NOSING
SP SPANDREL PANEL
SPD SOAP DISPENSER
SPR SPREADER - ALSO REFER HYDRAULIC DOCUMENTATION
SS STAINLESS STEEL
SSD STAINLESS STEEL STRIP DRAIN
SSL STRUCTURAL SLAB LEVEL
ST STONE
SW STORMWATER

LEGEND

W1.05
D1.05
EXISTING BOUNDARY FENCE
PROPOSED BOUNDARY FENCE (2100mm HIGH)

NOTE : STRUCTURAL
RETAINING WALLS &
CONTIGUOUS PILE WALLS
TO ENGINEERS DETAIL



EJE ARCHITECTURE

ACN 002 912 843 | ABN 82 644 649 849
Nominated Architect - Bennett Collins
NSW Architects Registration No.4438
A 412 KING STREET NEWCASTLE NSW 2300 AUSTRALIA
P +61 2 4629 2353 | F +61 2 4629 2300 | E mail@eje.com.au | W www.eje.com.au

COMPLETION OF THE QUALITY ASSURANCE CHECKS IS VERIFICATION THAT THE DOCUMENT CONFORMS WITH THE REQUIREMENTS OF THE QUALITY PROJECT PLAN, WHERE THE QUALITY ASSURANCE CHECK IS INCOMPLETE THIS DOCUMENT IS PRELIMINARY FOR INFORMATION PURPOSES ONLY OR SUCH PURPOSES AS STATED IN THE REVISION COLUMN.

THE IDEAS, INFORMATION AND CONCEPTS CONTAINED IN THIS DOCUMENT ARE THE PROPERTY OF EJE ARCHITECTURE. PHOTOCOPYING OR REPRODUCING THIS DOCUMENT AND PASSING IT ONTO OTHERS WITHOUT THE EXPRESS PERMISSION OF EJE ARCHITECTURE IS AN INFRINGEMENT OF COPYRIGHT. ©

0 25mm 100mm 200mm ON ORIGINAL A1

REV	DATE	COMMENTS
A	30/03/2023	ISSUE FOR CLIENT REVIEW
B	2/05/2023	ISSUE FOR CONSULTANTS
C	26/06/2023	PRELIMINARY ISSUE FOR DA
D	5/07/2023	ISSUE FOR DA
E	18/07/2023	ISSUE FOR DA
F	24/07/2023	ISSUE FOR DA
G	14/09/2023	ISSUE FOR DA - RFI REVISION 1
H	1/12/2023	ISSUE FOR DA - RFI REVISION 2

DRN	CHKD	VRFD
GVC	LJJ	BJC
LJJ	BJC	BJC
LJJ	BJC	BJC
LJJ	BJC	BJC
LJJ	BJC	BJC
LJJ	BJC	BJC
LJJ	BJC	BJC
LJJ	BJC	BJC

PROJECT : METFORD MEDICAL

CLIENT : Metford Medical
395 Metford Road, METFORD
NSW, 2323

SITE : 412 KING STREET, NEWCASTLE,
NSW 2300

DRAWING : OVERALL ELEVATIONS

WORK IN FIGURED DIMENSIONS IN PREFERENCE TO SCALE. CHECK DIMENSIONS AND LEVELS ON SITE PRIOR TO THE ORDERING OF MATERIALS OR THE COMPLETION OF WORKSHOP DRAWINGS. IF IN DOUBT ASK. REPORT ALL ERRORS AND OMISSIONS.

FILENAME : 14541-DA-MetfordMedical-231201.ph

DRAWN : LJJ
DATE : 1/12/2023
REV : 1

SCALES @A1 : 1/250

PROJECT No : 14541 DA
PHASE :
DRAWING No : A05
REV : H



ABBREVIATIONS

AC AIR CONDITIONING - REFER TO MECHANICAL DOCUMENTATION
ACP ALUMINIUM COMPOSITE PANEL
ADJ ADJUSTABLE SHELF
AHD AUSTRALIAN HEIGHT DATUM
AL ALUMINIUM LOUVER
ALS ALUMINIUM BATTEN
AP ACCESS PANEL
AS AUSTRALIAN STANDARD
BAL BALUSTRADE
BH BULKHEAD
BLK CONCRETE BLOCKWORK
BOL BOLLARD
CAP CAPPING
CBG COLOUR-BACKED GLASS

REVISION 2 UPDATES (01/12/23)
- ENTRY ACCESS DRIVEWAY WIDENED TO ACCOMMODATE LARGEST WASTE VEHICLE
- BUILDING A STREET FRONTAGE BULK REDUCED
- PROPOSED ACCESSIBLE PARKING & TYPICAL PARKING SPACE SIZES SHOWN

CFC COMPRESSED FIBRE CEMENT
CL CENTRE LINE
CLD CLADDING
COL COLUMN - REFER TO STRUCTURAL DOCUMENTATION
CONC CONCRETE
COS CONFIRM ON SITE
CPC COLORBOND PARAPET CAPPING
CPT CARPET
CR CEMENT RENDER
CRN CORNICE
DN DOWNPIPE - REFER TO HYDRAULIC DOCUMENTATION
DR DOOR
EDB ELECTRICAL DISTRIBUTION BOARD - REFER TO ELECTRICAL DOCUMENTATION
EF EXHAUST FAN
EG EAVES GUTTER - REFER TO HYDRAULIC DOCUMENTATION
EJ EXPANSION JOINT

ELP ELECTRICAL PLATE
EP EPOXY FLOORING
EQ EQUAL SPACING
FAB FABRIC / UPHOLSTERY
FAN FAN
FC FIBRE CEMENT SHEETING
FE FIRE EXTINGUISHER
FFL FINISHED FLOOR LEVEL
FG FIXED GLASS
FH FIRE HYDRANT - REFER TO HYDRAULIC DOCUMENTATION
FHR FIRE HOSE REEL - REFER TO HYDRAULIC DOCUMENTATION
FIP FIRE INDICATOR PANEL TO CONSULTANTS REQUIREMENTS
FL FLASHING
FR FIRE RESISTANCE
FT FLOOR TILES
FW FLOOR WASTE
G GLASS

GD GRATED DRAIN
GL GLASS LOUVRES
GP GRATED PIT - REFER TO HYDRAULIC DOCUMENTATION
GT GUTTER TRANSOM
GW GLASS WINDOW
HS HINGED DOOR
HP HIGH POINT
HR HANDRAIL
HYD HYDRAULIC
LVR LOUVER
LWL WALL LIGHT
MC METAL CLADDING
MDB MAIN DISTRIBUTION BOARD - REFER TO ELECTRICAL DOCUMENTATION
MECH MECHANICAL
M MIRROR
MRS METAL ROOF SHEETING
MWS METAL WALL SHEETING

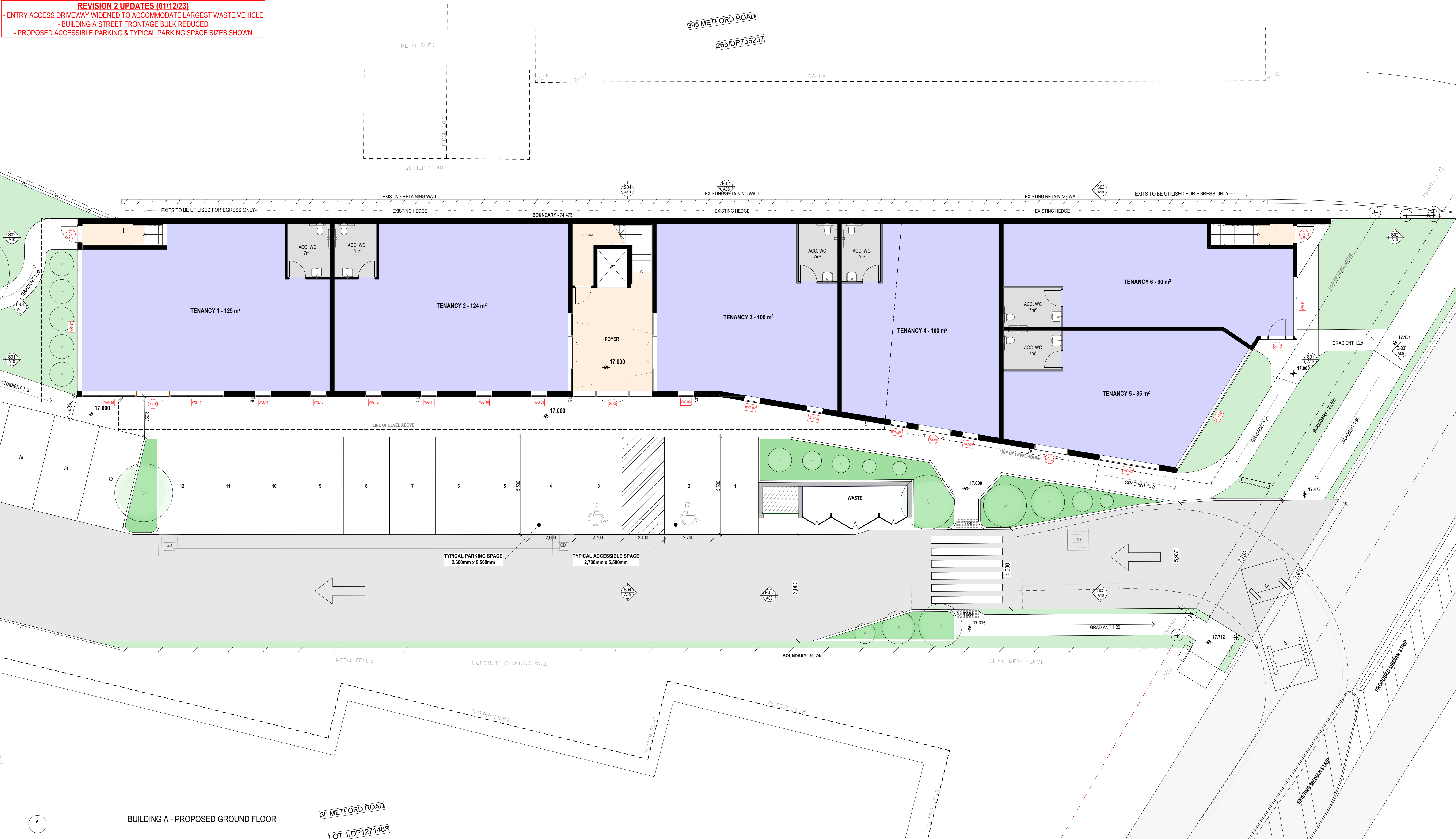
OF OVERFLOW
PB PLASTERBOARD
PBA ACUSTIC PLASTERBOARD
PBF FIRE RATED PLASTERBOARD
PBM MOISTURE RESISTANT PLASTERBOARD
PBP PERFORATED PLASTERBOARD
PC POLYCARBONATE SHEETING
PCT POWDERCOAT
PD PIVOT DOOR
PIN PINBOARD
PL PLASTIC LAMINATE
PRC PROTECTION - CORNER
PRD PROTECTION - DOOR
PRR PROTECTION - RAILS
PRW PROTECTION - WALL
PS POST - TIMBER
PT PAINT FINISH

PTD PAPER TOWEL DISPENSER
PTN PARTITION
RC REINFORCED CONCRETE
RCS RECONSTITUTED STONE
REF REFRIGERATOR
RF RUBBER FLOORING
RH RANGEHOOD
RL REDUCED LEVEL
RS ROLLER SHUTTER
RWC RECYCLED WASTE CUPBOARD
RWH RAIN WATER HEAD - ALSO REFER HYDRAULIC DOCUMENTATION
RWO RAIN WATER OUTLET - ALSO REFER HYDRAULIC DOCUMENTATION
RWT RAINWATER TANK
S SINK
SC STONE CLADDING
SD SLIDING DOOR
SG SMART GLASS

SH SHELF
SHR SHOWER
SHS SHOWER SCREEN
SJ SKIRTING
SK SKYLIGHT
SMB SUB MAIN DISTRIBUTION BOARD - REFER TO ELECTRICAL DOCUMENTATION
SMP RAIN WATER SUMP
SN STAIR NOSING
SP SPANDREL PANEL
SPD SOAP DISPENSER
SPR SPRINKLER - ALSO REFER HYDRAULIC DOCUMENTATION
SS STAINLESS STEEL
SSD STAINLESS STEEL STRIP DRAIN
SSL STRUCTURAL SLAB LEVEL
ST STONE
SW STORMWATER

WT WINDOW MARKER
eg WINDOW / LEVEL 1 / WINDOW N° 05
LT LOUVER MARKER
eg LOUVER / LEVEL 1 / LOUVER N° 05
DT DOOR MARKER
eg DOOR / LEVEL 1 / DOOR N° 05
EXISTING / NEIGHBOURING BUILDINGS

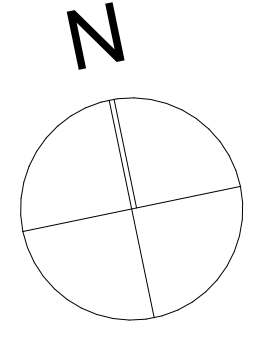
0.00 EXISTING RL
0.00 PROPOSED RL
EXISTING BOUNDARY FENCE
PROPOSED BOUNDARY FENCE



EJE ARCHITECTURE
ACN 002 912 843 | ABN 82 644 649 849
Nominated Architect - Bennett Collins
NSW Architects Registration No.4438
A 412 KING STREET NEWCASTLE NSW 2300 AUSTRALIA
P +61 2 4929 2363 | F +61 2 4928 2300 | E mail@eje.com.au | W www.eje.com.au

COMPLETION OF THE QUALITY ASSURANCE CHECKS IS VERIFICATION THAT THE DOCUMENT CONFORMS WITH THE REQUIREMENTS OF THE QUALITY PROJECT PLAN, WHERE THE QUALITY ASSURANCE CHECK IS INCOMPLETE THIS DOCUMENT IS PRELIMINARY FOR INFORMATION PURPOSES ONLY, OR SUCH PURPOSES AS STATED IN THE REVISION COLUMN.
THE IDEAS, INFORMATION AND CONCEPTS CONTAINED IN THIS DOCUMENT ARE THE PROPERTY OF EJE ARCHITECTURE. PHOTOCOPYING OR REPRODUCING THIS DOCUMENT AND PASSING IT ONTO OTHERS WITHOUT THE EXPRESS PERMISSION OF EJE ARCHITECTURE IS AN INFRINGEMENT OF COPYRIGHT. ©

0 25mm 100mm 200mm ON ORIGINAL A1



REV	DATE	COMMENTS
A	30/03/2023	ISSUE FOR CLIENT REVIEW
B	2/05/2023	ISSUE FOR CONSULTANTS
C	26/06/2023	PRELIMINARY ISSUE FOR DA
D	5/07/2023	ISSUE FOR DA
E	18/07/2023	ISSUE FOR DA
F	24/07/2023	ISSUE FOR DA
G	5/09/2023	RFI ISSUE FOR DISCUSSION
H	14/09/2023	ISSUE FOR DA - RFI REVISION 1
I	1/12/2023	ISSUE FOR DA - RFI REVISION 2

DRN	CHKD	VRFD
GVC	LJJ	BJC
LJJ	BJC	BJC
LJJ	BJC	BJC
LJJ	BJC	BJC
LJJ	BJC	BJC
LJJ	BJC	BJC
LJJ	BJC	BJC
LJJ	BJC	BJC
LJJ	BJC	BJC

PROJECT: METFORD MEDICAL
CLIENT: Metford Medical
395 Metford Road, METFORD
NSW, 2323

SITE: 412 KING STREET, NEWCASTLE,
NSW 2300
DRAWING: BUILDING A - GROUND LEVEL

WORK IN FIGURED DIMENSIONS IN PREFERENCE TO SCALE. CHECK DIMENSIONS AND LEVELS ON SITE PRIOR TO THE ORDERING OF MATERIALS OR THE COMPLETION OF WORKSHOP DRAWINGS. IF IN DOUBT ASK. REPORT ALL ERRORS AND OMISSIONS.
FILENAME : 14541-DA-MetfordMedical-231201.ph
DRAWN: LJJ
DATE: 1/12/2023
PROJECT No: 14541 DA
PHASE: DA
DRAWING No: A06

SCALES @A1:
1:100
REVISIONS:
1



ABBREVIATIONS

AC AIR CONDITIONING - REFER TO MECHANICAL DOCUMENTATION
ACP ALUMINIUM COMPOSITE PANEL
ACS SOLID SURFACE
ADJ ADJUSTABLE SHELF
AHD AUSTRALIAN HEIGHT DATUM
AL ALUMINIUM LOUVRE
ALB ALUMINIUM BATTEN
AP ACCESS PANEL
AS AUSTRALIAN STANDARD
BAL BALUSTRADE
BFD BIFOLD DOOR
BH BULKHEAD
BLK CONCRETE BLOCKWORK
BOL BOLLARD
CAP CAPPING
CBG COLOUR-BACKED GLASS

REVISION 2 UPDATES (01/12/23)
- ENTRY ACCESS DRIVEWAY WIDENED TO ACCOMMODATE LARGEST WASTE VEHICLE
- BUILDING A STREET FRONTAGE BULK REDUCED
- PROPOSED ACCESSIBLE PARKING & TYPICAL PARKING SPACE SIZES SHOWN

CFC COMPRESSED FIBRE CEMENT
CL CENTRE LINE
CLD CLADDING
COL COLUMN - REFER TO STRUCTURAL DOCUMENTATION
CONC CONCRETE
COS CONFIRM ON SITE
CPC COLORBOND PARAPET CAPPING
CPT CARPET
CR CORNICE
CRN DOWNPIPE - REFER TO HYDRAULIC DOCUMENTATION
DR DOOR
EDB ELECTRICAL DISTRIBUTION BOARD - REFER TO ELECTRICAL DOCUMENTATION
EF EXHAUST FAN
EG EAVES GUTTER - REFER TO HYDRAULIC DOCUMENTATION
EJ EXPANSION JOINT

ELP ELECTRICAL PLATE
EP EPOXY FLOORING
EQ EQUAL SPACING
FAB FABRIC / UPHOLSTERY
FAN FAN
FC FIBRE CEMENT SHEETING
FE FIRE EXTINGUISHER
FFL FINISHED FLOOR LEVEL
FG FIXED GLASS
FH FIRE HYDRANT - REFER TO HYDRAULIC DOCUMENTATION
FHR FIRE HOSE REEL - REFER TO HYDRAULIC DOCUMENTATION
FI FIRE INDICATOR PANEL TO CONSULTANTS REQUIREMENTS
FL FLASHING
FR FIRE RESISTANCE
FT FLOOR TILES
FW FLOOR WASTE
G GLASS

GD GRATED DRAIN
GL GLASS LOUVRES
GP GRATED PIT - REFER TO HYDRAULIC DOCUMENTATION
GT GUTTER TRANSOM
GW GLASS WINDOW
HD HINGED DOOR
HP HIGH POINT
HR HANDRAIL
HYD HYDRAULIC
LVR LOUVRE
LWL WALL LIGHT
MC METAL CLADDING
MDS MAIN DISTRIBUTION BOARD - REFER TO ELECTRICAL DOCUMENTATION
MECH MECHANICAL
M MIRROR
MRS METAL ROOF SHEETING
MWS METAL WALL SHEETING

OF OVERFLOW
PB PLASTERBOARD
PBA ACOUSTIC PLASTERBOARD
PBF FIRE RATED PLASTERBOARD
PBM MOISTURE RESISTANT PLASTERBOARD
PBP PERFORATED PLASTERBOARD
PC POLYCARBONATE SHEETING
PCT POWDERCOAT
PD PIVOT DOOR
PIN PINBOARD
PL PLASTIC LAMINATE
PLC PROTECTION - CORNER
PRD PROTECTION - DOOR
PRR PROTECTION - RAILS
PRW PROTECTION - WALL
PS POST - TIMBER
PT PAINT FINISH

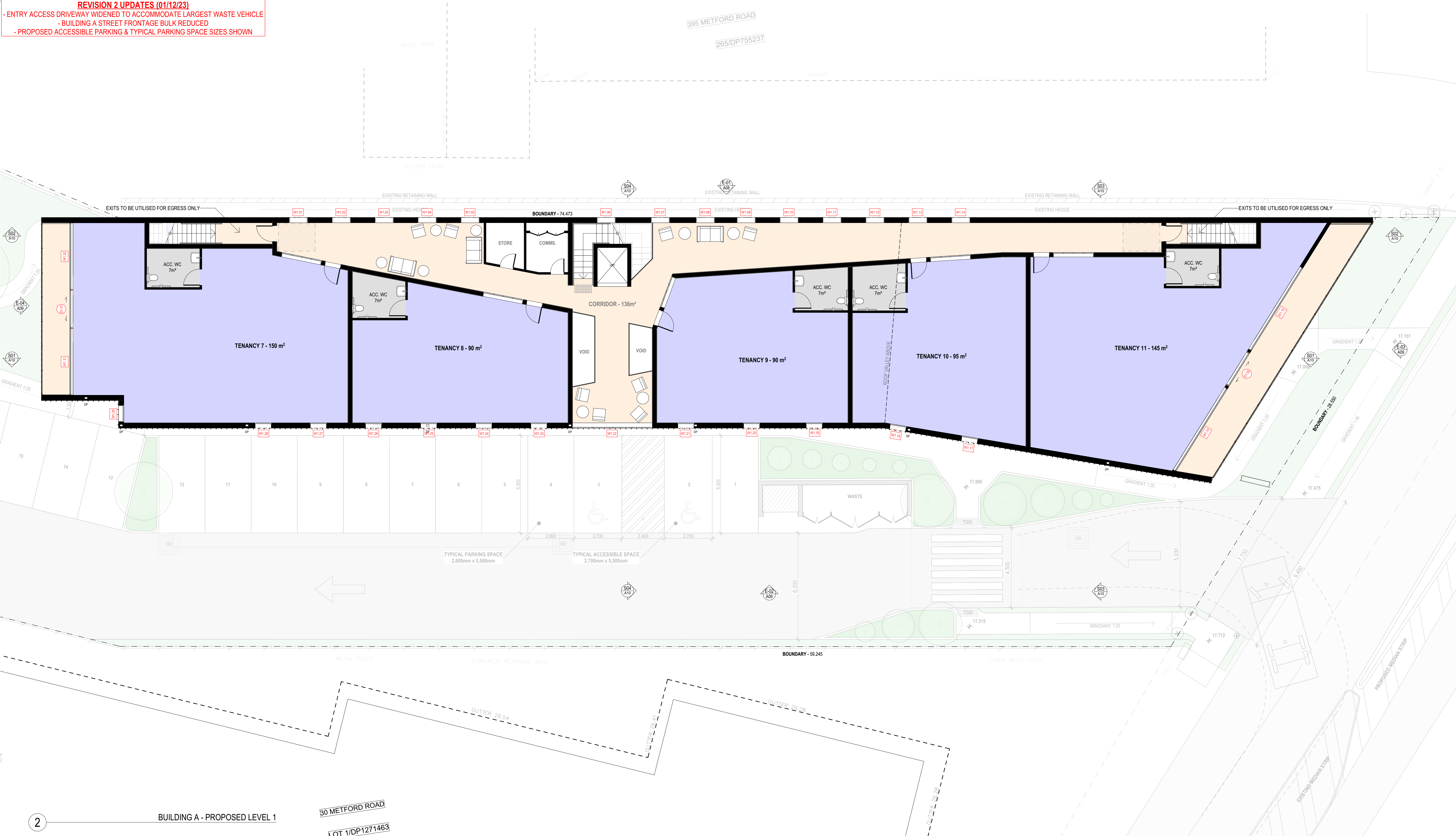
PTD PAPER TOWEL DISPENSER
PTN PARTITION
RC REINFORCED CONCRETE
RCS RECONSTITUTED STONE
REF REFRIGERATOR
RF RUBBER FLOORING
RH RANGEHOOD
RL REDUCED LEVEL
RS ROLLER SHUTTER
RWC RECYCLED WASTE CUPBOARD
RWH RAIN WATER HEAD - ALSO REFER HYDRAULIC DOCUMENTATION
RWO RAIN WATER OUTLET - ALSO REFER HYDRAULIC DOCUMENTATION
RWT RAINWATER TANK
S SINK
SC STONE CLADDING
SD SLIDING DOOR
SG SMART GLASS

SH SHELF
SHR SHOWER SCREEN
SHS SHOWER JOINT
SJ SILICONE JOINT
SK SKIRTING
SKL SKYLIGHT
SMB SUB MAIN DISTRIBUTION BOARD - REFER TO ELECTRICAL DOCUMENTATION
SMP RAIN WATER SUMP
SN STAIR NOSING
SP SPANDREL PANEL
SPD SOAP DISPENSER
SPR SPRINKLER - ALSO REFER HYDRAULIC DOCUMENTATION
SS STAINLESS STEEL
SSD STAINLESS STEEL STRIP DRAIN
SSL STRUCTURAL SLAB LEVEL
ST STONE
SW STORMWATER

LEGEND

W1.05 WINDOW MARKER
eg WINDOW / LEVEL 1 / WINDOW N° 05
L1.05 LOUVRE MARKER
eg LOUVRE / LEVEL 1 / LOUVRE N° 05
D1.05 DOOR MARKER
eg DOOR / LEVEL 1 / DOOR N° 05
EXISTING / NEIGHBOURING BUILDINGS

0.00 EXISTING RL
0.00 PROPOSED RL
EXISTING BOUNDARY FENCE
PROPOSED BOUNDARY FENCE

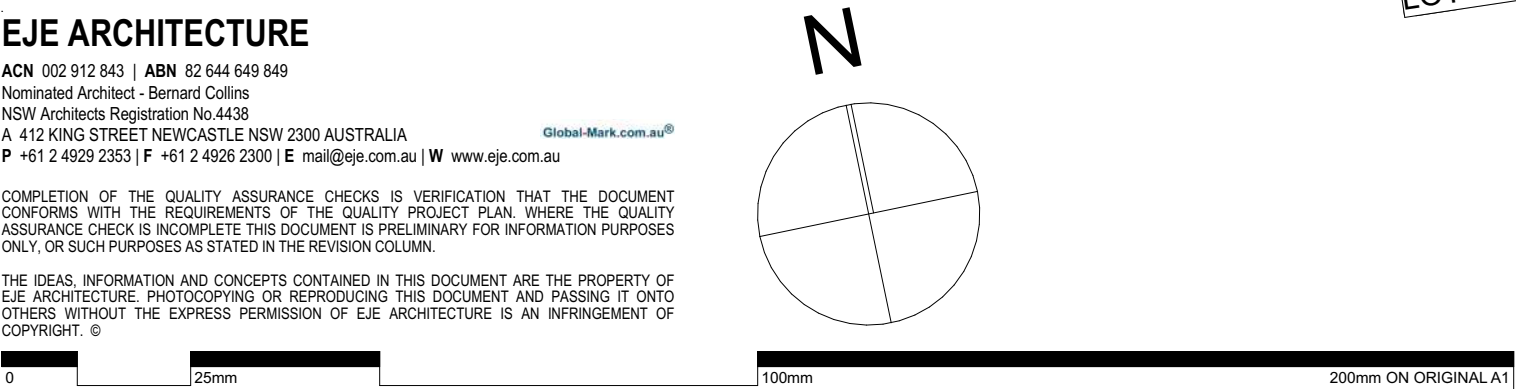


EJE ARCHITECTURE
ACN 002 912 843 | ABN 82 644 649 849
Nominated Architect - Bennett Collins
NSW Architects Registration No.4438
A 412 KING STREET NEWCASTLE NSW 2300 AUSTRALIA
P +61 2 4629 2363 | F +61 2 4629 2300 | E mail@eje.com.au | W www.eje.com.au

COMPLETION OF THE QUALITY ASSURANCE CHECKS IS VERIFICATION THAT THE DOCUMENT CONFORMS WITH THE REQUIREMENTS OF THE QUALITY PROJECT PLAN, WHERE THE QUALITY ASSURANCE CHECK IS INCOMPLETE THIS DOCUMENT IS PRELIMINARY FOR INFORMATION PURPOSES ONLY, OR SUCH PURPOSES AS STATED IN THE REVISION COLUMN.

THE IDEAS, INFORMATION AND CONCEPTS CONTAINED IN THIS DOCUMENT ARE THE PROPERTY OF EJE ARCHITECTURE. PHOTO COPYING OR REPRODUCING THIS DOCUMENT AND PASSING IT ON TO OTHERS WITHOUT THE EXPRESS PERMISSION OF EJE ARCHITECTURE IS AN INFRINGEMENT OF COPYRIGHT. ©

0 25mm 100mm 200mm ON ORIGINAL A1



REV	DATE	COMMENTS
A	26/06/2023	PRELIMINARY ISSUE FOR DA
B	5/07/2023	ISSUE FOR DA
C	18/07/2023	ISSUE FOR DA
D	24/07/2023	ISSUE FOR DA
E	14/09/2023	ISSUE FOR DA - RFI REVISION 1
F	1/12/2023	ISSUE FOR DA - RFI REVISION 2

DRN	CHKD	VRFD
LJJ	BJC	BJC
LJJ	BJC	BJC
LJJ	BJC	BJC
LJJ	BJC	BJC
LJJ	BJC	BJC
LJJ	BJC	BJC

PROJECT: METFORD MEDICAL
CLIENT: Metford Medical
395 Metford Road, METFORD
NSW, 2323

SITE: 412 KING STREET, NEWCASTLE,
NSW 2300
DRAWING: BUILDING A - LEVEL 1

WORK IN FIGURED DIMENSIONS IN PREFERENCE TO SCALE. CHECK DIMENSIONS AND LEVELS ON SITE PRIOR TO THE ORDERING OF MATERIALS OR THE COMPLETION OF WORKSHOP DRAWINGS. IF IN DOUBT ASK. REPORT ALL ERRORS AND OMISSIONS.
FILENAME: 14541-DA-MetfordMedical-231201.ph
DRAWN: LJJ
DATE: 1/12/2023
PROJECT No: 14541 DA
PHASE: A07
DRAWING No: A07
REV: F

SCALES @A1: 1:100
EJE architecture

ABBREVIATIONS

AC AIR CONDITIONING - REFER TO MECHANICAL DOCUMENTATION
ACP ALUMINIUM COMPOSITE PANEL
ACS SOLID SURFACE
ADJ ADJUSTABLE SHELF
AHD AUSTRALIAN HEIGHT DATUM
AL ALUMINIUM LOUVRE
ALB ALUMINIUM BATTEN
AS AUSTRALIAN STANDARD
AP ACCESS PANEL
AS AUSTRALIAN STANDARD
BAL BALUSTRADE
BOL BOLLARD
CAP CAPPING
CBG COLOUR-BACKED GLASS

REVISION 2 UPDATES (01/12/23)
- ENTRY ACCESS DRIVEWAY WIDENED TO ACCOMMODATE LARGEST WASTE VEHICLE
- BUILDING A STREET FRONTAGE BULK REDUCED
- PROPOSED ACCESSIBLE PARKING & TYPICAL PARKING SPACE SIZES SHOWN

CFC COMPRESSED FIBRE CEMENT
CL CENTRE LINE
CLD CLADDING
COL COLUMN - REFER TO STRUCTURAL DOCUMENTATION
CONC CONCRETE
COS CONFIRM ON SITE
CPC COLORBOND PARAPET CAPPING
CPT CARPET
CR CEMENT RENDER
CRN CORNICE
DP DOWNPIPE - REFER TO HYDRAULIC DOCUMENTATION
DR DOOR
EDB ELECTRICAL DISTRIBUTION BOARD - REFER TO ELECTRICAL DOCUMENTATION
EF EXHAUST FAN
EG EAVES GUTTER - REFER TO HYDRAULIC DOCUMENTATION
EJ EXPANSION JOINT

ELP ELECTRICAL PLATE
EP EPOXY FLOORING
EQ EQUAL SPACING
FAB FABRIC / UPHOLSTERY
FAN FAN
FC FIBRE CEMENT SHEETING
FE FIRE EXTINGUISHER
FFL FINISHED FLOOR LEVEL
FG FIXED GLASS
FH FIRE HYDRANT - REFER TO HYDRAULIC DOCUMENTATION
FHR FIRE HOSE REEL - REFER TO HYDRAULIC DOCUMENTATION
FIP FIRE INDICATOR PANEL TO CONSULTANTS REQUIREMENTS
FL FLASHING
FR FIRE RESISTANCE
FT FLOOR TILES
FW FLOOR WASTE
G GLASS

GD GRATED DRAIN
GL GLASS LOUVRES
GP GRATED PIT - REFER TO HYDRAULIC DOCUMENTATION
GT GUTTER TRANSOM
GW GLASS WINDOW
HD HINGED DOOR
HP HIGH POINT
HR HANDRAIL
HYD HYDRAULIC
LVR LOUVRE
LWL WALL LIGHT
MC METAL CLADDING
MDB MAIN DISTRIBUTION BOARD - REFER TO ELECTRICAL DOCUMENTATION
MECH MECHANICAL
M MIRROR
MRS METAL ROOF SHEETING
MWS METAL WALL SHEETING

OF OVERFLOW
PB PLASTERBOARD
PBA ACOUSTIC PLASTERBOARD
PBF FIRE RATED PLASTERBOARD
PBM MOISTURE RESISTANT PLASTERBOARD
PBP PERFORATED PLASTERBOARD
PC POLYCARBONATE SHEETING
PCT POWDERCOAT
PD PIVOT DOOR
PIN PINBOARD
PL PLASTIC LAMINATE
PRC PROTECTION - CORNER
PRD PROTECTION - DOOR
PRR PROTECTION - RAILS
PRW PROTECTION - WALL
PS POST - TIMBER
PT PAINT FINISH

PTD PAPER TOWEL DISPENSER
PTN PARTITION
RC REINFORCED CONCRETE
RCS RECONSTITUTED STONE
REF REFRIGERATOR
RF RUBBER FLOORING
RH RANGEHOOD
RL REDUCED LEVEL
RS ROLLER SHUTTER
RWC RECYCLED WASTE CURBOARD
RWH RAIN WATER HEAD - ALSO REFER HYDRAULIC DOCUMENTATION
RWO RAIN WATER OUTLET - ALSO REFER HYDRAULIC DOCUMENTATION
RWT RAINWATER TANK
S SINK
SC STONE CLADDING
SD SLIDING DOOR
SG SMART GLASS

SH SHELF
SHR SHOWER
SHS SHOWER SCREEN
SJ SILICONE JOINT
SK SKIRTING
SKL SKYLIGHT
SMB SUB MAIN DISTRIBUTION BOARD - REFER TO ELECTRICAL DOCUMENTATION
SMP RAIN WATER SUMP
SN STAIR NOSING
SP SPANDREL PANEL
SPD SOAP DISPENSER
SPR SPRINKLER - ALSO REFER HYDRAULIC DOCUMENTATION
SS STAINLESS STEEL
SSD STAINLESS STEEL STRIP DRAIN
SSL STRUCTURAL SLAB LEVEL
ST STONE
SW STORMWATER

LEGEND

W1.05 WINDOW MARKER
eg WINDOW / LEVEL 1 / WINDOW N° 05
L1.05 LOUVRE MARKER
eg LOUVRE / LEVEL 1 / LOUVRE N° 05
D1.05 DOOR MARKER
eg DOOR / LEVEL 1 / DOOR N° 05
EXISTING / NEIGHBOURING BUILDINGS
0.00 EXISTING RL
0.00 PROPOSED RL
EXISTING BOUNDARY FENCE
PROPOSED BOUNDARY FENCE



EJE ARCHITECTURE
ACN 002 912 843 | ABN 82 644 649 849
Nominated Architect - Bennett Collins
NSW Architects Registration No.4438
A 412 KING STREET NEWCASTLE NSW 2300 AUSTRALIA
P +61 2 4929 2363 | F +61 2 4929 2300 | E mail@eje.com.au | W www.eje.com.au

COMPLETION OF THE QUALITY ASSURANCE CHECKS IS VERIFICATION THAT THE DOCUMENT CONFORMS WITH THE REQUIREMENTS OF THE QUALITY PROJECT PLAN, WHERE THE QUALITY ASSURANCE CHECK IS INCOMPLETE THIS DOCUMENT IS PRELIMINARY FOR INFORMATION PURPOSES ONLY, OR SUCH PURPOSES AS STATED IN THE REVISION COLUMN.

THE IDEAS, INFORMATION AND CONCEPTS CONTAINED IN THIS DOCUMENT ARE THE PROPERTY OF EJE ARCHITECTURE. PHOTOCOPYING OR REPRODUCING THIS DOCUMENT AND PASSING IT ON TO OTHERS WITHOUT THE EXPRESS PERMISSION OF EJE ARCHITECTURE IS AN INFRINGEMENT OF COPYRIGHT. ©

3 BUILDING A - ROOF PLAN

N

0 25mm 100mm 200mm (ON ORIGINAL A1)

30 METFORD ROAD
LOT 1/DP1271463

REV	DATE	COMMENTS
A	30/03/2023	ISSUE FOR CLIENT REVIEW
B	2/05/2023	ISSUE FOR CONSULTANTS
C	26/06/2023	PRELIMINARY ISSUE FOR DA
D	5/07/2023	ISSUE FOR DA
E	18/07/2023	ISSUE FOR DA
F	24/07/2023	ISSUE FOR DA
G	14/09/2023	ISSUE FOR DA - RFI REVISION 1
H	1/12/2023	ISSUE FOR DA - RFI REVISION 2

DRN	CHKD	VRFD
GVC	LJJ	BJC
LJJ	BJC	BJC
LJJ	BJC	BJC
LJJ	BJC	BJC
LJJ	BJC	BJC
LJJ	BJC	BJC
LJJ	BJC	BJC
LJJ	BJC	BJC

PROJECT: METFORD MEDICAL

CLIENT: Metford Medical
395 Metford Road, METFORD
NSW, 2323

SITE: 412 KING STREET, NEWCASTLE,
NSW 2300

DRAWING: BUILDING A - ROOF PLAN

WORK IN FIGURED DIMENSIONS IN PREFERENCE TO SCALE. CHECK DIMENSIONS AND LEVELS ON SITE PRIOR TO THE ORDERING OF MATERIALS OR THE COMPLETION OF WORKSHOP DRAWINGS. IF IN DOUBT ASK. REPORT ALL ERRORS AND OMISSIONS.

FILENAME: 14541-DA-MetfordMedical-231201.ph

DRAWN: LJJ DATE: 1/12/2023 SCALES @A1: 1:100

PROJECT No: 14541 DA DRAWING No: A08 REV: H



ABBREVIATIONS

AC AIR CONDITIONING - REFER TO MECHANICAL DOCUMENTATION
ACP ALUMINIUM COMPOSITE PANEL
ACS SOLID SURFACE
ADJ ADJUSTABLE SHELF
ADH AUSTRALIAN HEIGHT DATUM
AL ALUMINIUM LOUVER
ALB ALUMINIUM BATTEN
ALS VERTICAL ALUMINIUM SCREEN
AP ACCESS PANEL
AS AUSTRALIAN STANDARD
BAL BALUSTRADE
BF BIFOLD DOOR
BH BULKHEAD
BLK CONCRETE BLOCKWORK
BOL BOLLARD
CAP CAPPING
CBG COLOUR-BACKED GLASS

CFC COMPRESSED FIBRE CEMENT
CJ CENTRE JOINT
CLD CLADDING
COL COLUMN - REFER TO STRUCTURAL DOCUMENTATION
CONC CONCRETE
COS CONFIRM ON SITE
CPC COLORBOND PARAPET CAPPING
CPT CARPET
CR CEMENT RENDER
CRN CORNICE
D DOWNPIPE - REFER TO HYDRAULIC DOCUMENTATION
DR DOOR
EDB ELECTRICAL DISTRIBUTION BOARD - REFER TO ELECTRICAL DOCUMENTATION
EF EXHAUST FAN
EG EAVES GUTTER - REFER TO HYDRAULIC DOCUMENTATION
EJ EXPANSION JOINT

ELP ELECTRICAL PLATE
EP EPOXY FLOORING
EQ EQUAL SPACING
FAB FABRIC / UPHOLSTERY
FAN FAN
FC FIBRE CEMENT SHEETING
FE FIRE EXTINGUISHER
FGL FINISHED FLOOR LEVEL
FG FIXED GLASS
FH FIRE HYDRANT - REFER TO HYDRAULIC DOCUMENTATION
FHR FIRE HOSE REEL - REFER TO HYDRAULIC DOCUMENTATION
FIP FIRE INDICATOR PANEL TO CONSULTANTS REQUIREMENTS
FL FLASHING
FR FIRE RESISTANCE
FT FLOOR TILES
FW FLOOR WASTE
G GLASS

GD GRATED DRAIN
GL GLASS LOUVRES
GP GRATED PIT - REFER TO HYDRAULIC DOCUMENTATION
GT GUTTER TRANSOM
GW GLASS WINDOW
HD HINGED DOOR
HP HIGH POINT
HR HANDRAIL
HYD HYDRAULIC
LVR LOUVER
LWL WALL LIGHT
MC METAL CLADDING
MDB MAIN DISTRIBUTION BOARD - REFER TO ELECTRICAL DOCUMENTATION
MECH MECHANICAL
M MIRROR
MRS METAL ROOF SHEETING
MWS METAL WALL SHEETING

OF OVERFLOW
PB PLASTERBOARD
PBA ACOUSTIC PLASTERBOARD
PBR FIRE RATED PLASTERBOARD
PBM MOISTURE RESISTANT PLASTERBOARD
PBP PERFORATED PLASTERBOARD
PC POLYCARBONATE SHEETING
PCT POWDERCOAT
PD PIVOT DOOR
PIN PINBOARD
PL PLASTIC LAMINATE
PRC PROTECTION - CORNER
PRD PROTECTION - DOOR
PRR PROTECTION - RAILS
PRW PROTECTION - WALL
PS POST - TIMBER
PT PAINT FINISH

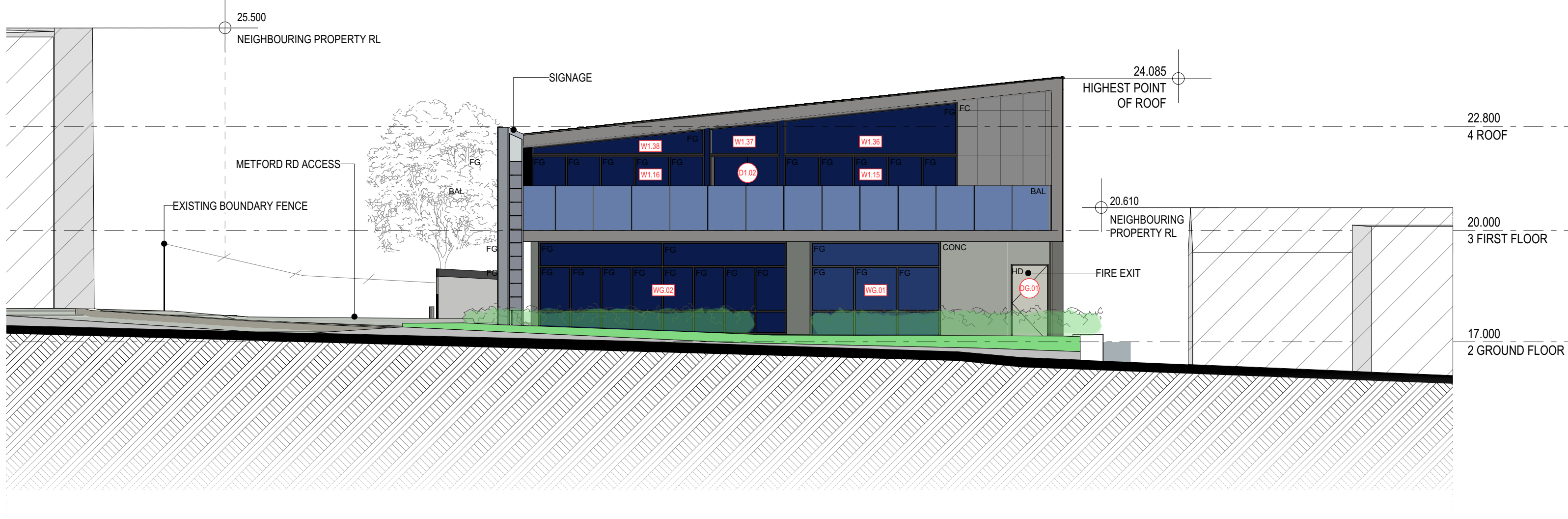
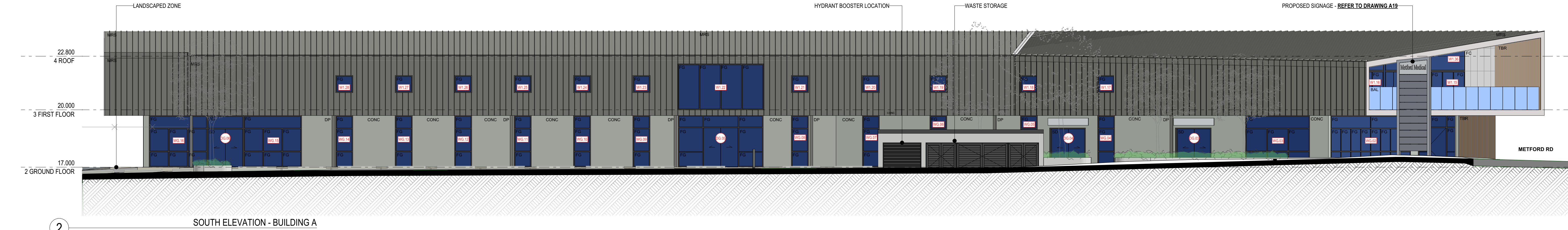
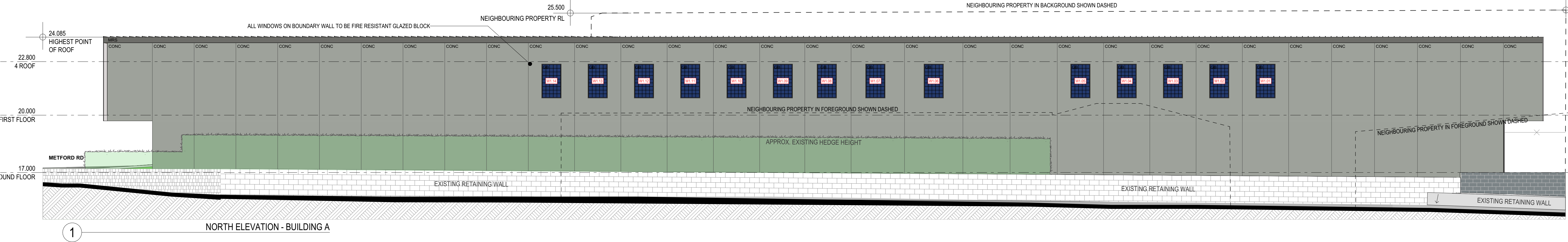
PTD PAPER TOWEL DISPENSER
PTN PARTITION
RC REINFORCED CONCRETE
RCS RECONSTITUTED STONE
REF REFRIGERATOR
RF RUBBER FLOORING
RH RANGEHOOD
RL REDUCED LEVEL
RS ROLLER SHUTTER
RWC RECYCLED WASTE CUPBOARD
RWH RAIN WATER HEAD - ALSO REFER HYDRAULIC DOCUMENTATION
RWO RAIN WATER OUTLET - ALSO REFER HYDRAULIC DOCUMENTATION
RWT RAINWATER TANK
S SINK
SC STONE CLADDING
SD SLIDING DOOR
SG SMART GLASS

SH SHELF
SHR SHOWER
SHS SHOWER SCREEN
SJ SKIRTING
SK SKYLIGHT
SKL SKYLIGHT
SMB SUB MAIN DISTRIBUTION BOARD - REFER TO ELECTRICAL DOCUMENTATION
SMP RAIN WATER SUMP
SN STAIR NOSING
SP SPANDREL PANEL
SPD SOAP DISPENSER
SPR SPRINKLER - ALSO REFER HYDRAULIC DOCUMENTATION
SS STAINLESS STEEL
SSD STAINLESS STEEL STRIP DRAIN
SSL STRUCTURAL SLAB LEVEL
ST STONE
SW STORMWATER

LEGEND

W1.05 WINDOW / LEVEL 1 / WINDOW N° 05
D1.05 DOOR / LEVEL 1 / DOOR N° 05
EXISTING BOUNDARY FENCE
PROPOSED BOUNDARY FENCE (2100mm HIGH)

REVISION 2 UPDATES (01/12/23)
- NORTHERN BOUNDARY PROPOSED CONCRETE PANELS & RETAINED HEDGE SHOWN
- BUILDING A STREET FRONTAGE BULK REDUCED



EJE ARCHITECTURE

ACN 002 912 843 | ABN 82 644 649 849
Nominated Architect - Bernard Collins
NSW Architects Registration No.4438
A 412 KING STREET NEWCASTLE NSW 2300 AUSTRALIA
P +61 2 4929 2353 | F +61 2 4929 2300 | E mail@eje.com.au | W www.eje.com.au

COMPLETION OF THE QUALITY ASSURANCE CHECKS IS VERIFICATION THAT THE DOCUMENT CONFORMS WITH THE REQUIREMENTS OF THE QUALITY PROJECT PLAN, WHERE THE QUALITY ASSURANCE CHECK IS INCOMPLETE THIS DOCUMENT IS PRELIMINARY FOR INFORMATION PURPOSES ONLY, OR SUCH PURPOSES AS STATED IN THE REVISION COLUMN.

THE IDEAS, INFORMATION AND CONCEPTS CONTAINED IN THIS DOCUMENT ARE THE PROPERTY OF EJE ARCHITECTURE. PHOTOCOPYING OR REPRODUCING THIS DOCUMENT AND PASSING IT ON TO OTHERS WITHOUT THE EXPRESS PERMISSION OF EJE ARCHITECTURE IS AN INFRINGEMENT OF COPYRIGHT. ©

0 25mm 100mm 200mm (ON ORIGINAL A1)

REV	DATE	COMMENTS
A	30/03/2023	ISSUE FOR CLIENT REVIEW
B	2/05/2023	ISSUE FOR CONSULTANTS
C	26/06/2023	PRELIMINARY ISSUE FOR DA
D	5/07/2023	ISSUE FOR DA
E	18/07/2023	ISSUE FOR DA
F	24/07/2023	ISSUE FOR DA
G	14/09/2023	ISSUE FOR DA - RFI REVISION 1
H	1/12/2023	ISSUE FOR DA - RFI REVISION 2

DRN	CHKD	VRFD
GVC	LJJ	BJC
LJJ	BJC	BJC
LJJ	BJC	BJC
LJJ	BJC	BJC
LJJ	BJC	BJC
LJJ	BJC	BJC
LJJ	BJC	BJC
LJJ	BJC	BJC

PROJECT: METFORD MEDICAL
CLIENT: Metford Medical
395 Metford Road, METFORD
NSW, 2323

SITE: 412 KING STREET, NEWCASTLE,
NSW 2300
DRAWING: BUILDING A - NORTH, SOUTH,
EAST & WEST ELEVATIONS

WORK IN FIGURED DIMENSIONS IN PREFERENCE TO SCALE. CHECK DIMENSIONS AND LEVELS ON SITE PRIOR TO THE ORDERING OF MATERIALS OR THE COMPLETION OF WORKSHOP DRAWINGS. IF IN DOUBT ASK. REPORT ALL ERRORS AND OMISSIONS.

FILENAME: 14541-DA-MetfordMedical-231201.ph

DRAWN: LJJ
DATE: 1/12/2023
SCALE: @A1: 1:100

PROJECT No: 14541 DA
PHASE: A09
DRAWING No: A09
REV: H



ABBREVIATIONS

AC AIR CONDITIONING - REFER TO MECHANICAL DOCUMENTATION
ACP ALUMINIUM COMPOSITE PANEL
CL CENTRE LINE
CLD CLADDING
ADJ ADJUSTABLE SHELF
AHD AUSTRALIAN HEIGHT DATUM
AL ALUMINIUM LOUVER
ALB ALUMINIUM BATTEN
ALS VERTICAL ALUMINIUM SCREEN
AP ACCESS PANEL
AS AUSTRALIAN STANDARD
BAL BALUSTRADE
BF BULFOLD DOOR
BH BULKHEAD
BOL CONCRETE BLOCKWORK
BOL BOLLARD
CAP CAPPING
CBG COLOUR-BACKED GLASS

CFC COMPRESSED FIBRE CEMENT
CJ CONSTRUCTION / CONTROL JOINT
CL CENTRE LINE
CLD CLADDING
COL COLUMN - REFER TO STRUCTURAL DOCUMENTATION
CONC CONCRETE
COS CONFIRM ON SITE
CPC COLORBOND PARAPET CAPPING
CPT CARPET
CR CEMENT RENDER
CRN CORNICE
DN DOWNPIPE - REFER TO HYDRAULIC DOCUMENTATION
DR DOOR
EDB ELECTRICAL DISTRIBUTION BOARD - REFER TO ELECTRICAL DOCUMENTATION
EF EXHAUST FAN
EG EAVES GUTTER - REFER TO HYDRAULIC DOCUMENTATION
EJ EXPANSION JOINT

ELP ELECTRICAL PLATE
EP EPOXY FLOORING
EQ EQUAL SPACING
FAB FABRIC / UPHOLSTERY
FAN CEILING FAN
FC FIBRE CEMENT SHEETING
FE FIRE EXTINGUISHER
FFL FINISHED FLOOR LEVEL
FG FIXED GLASS
FH FIRE HYDRANT - REFER TO HYDRAULIC DOCUMENTATION
FHR FIRE HOSE REEL - REFER TO HYDRAULIC DOCUMENTATION
FIP FIRE INDICATOR PANEL TO CONSULTANT'S REQUIREMENTS
FL FLASHING
FR FIRE RESISTANCE
FT FLOOR TILES
FW FLOOR WASTE
G GLASS

GD GRATED DRAIN
GL GLASS LOUVRES
GP GRATED PIT - REFER TO HYDRAULIC DOCUMENTATION
GT GUTTER TRANSOM
GW GLASS WINDOW
HD HINGED DOOR
HP HIGH POINT
HR HANDRAIL
HYD HYDRAULIC
LVR LOUVRE
LWL WALL LIGHT
MC METAL CLADDING
MDB MAIN DISTRIBUTION BOARD - REFER TO ELECTRICAL DOCUMENTATION
MECH MECHANICAL
M MIRROR
MRS METAL ROOF SHEETING
MWS METAL WALL SHEETING

OF OVERFLOW
PB PLASTERBOARD
PBA ACOUSTIC PLASTERBOARD
PBF FIRE RATED PLASTERBOARD
PBM MOISTURE RESISTANT PLASTERBOARD
PBP PERFORATED PLASTERBOARD
PCT POLYCARBONATE SHEETING
PC POWDERCOAT
PD PIVOT DOOR
PIN PINBOARD
PL PLASTIC LAMINATE
PRC PROTECTION - CORNER
PRD PROTECTION - DOOR
PRR PROTECTION - RAILS
PRW PROTECTION - WALL
PS POST - TIMBER
PT PAINT FINISH

PTD PAPER TOWEL DISPENSER
PTN PARTITION
RC REINFORCED CONCRETE
RCS RECONSTITUTED STONE
REF REFRIGERATOR
RF RUBBER FLOORING
RH RANGEHOOD
RL REDUCED LEVEL
RS ROLLER SHUTTER
RWC RECYCLED WASTE CUPBOARD
RWH RAIN WATER HEAD - ALSO REFER HYDRAULIC DOCUMENTATION
RWO RAIN WATER OUTLET - ALSO REFER HYDRAULIC DOCUMENTATION
RWT RAINWATER TANK
S SINK
SC STONE CLADDING
SD SLIDING DOOR
SG SMART GLASS

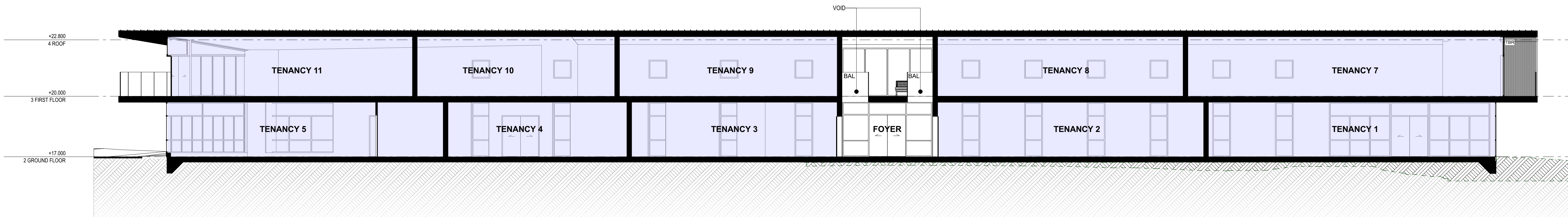
SH SHELF
SHR SHOWER
SHS SHOWER SCREEN
SJ SILICONE JOINT
SK SKIRTING
SKL SKYLIGHT
SMB SUB MAIN DISTRIBUTION BOARD - REFER TO ELECTRICAL DOCUMENTATION
SMP RAIN WATER SUMP
SN STAIR NOSING
SP SPANDREL PANEL
SPD SOAP DISPENSER
SPR SPRINKLER - ALSO REFER HYDRAULIC DOCUMENTATION
SS STAINLESS STEEL
SSD STAINLESS STEEL STRIP DRAIN
SSL STRUCTURAL SLAB LEVEL
ST STONE
SW STORMWATER

LEGEND

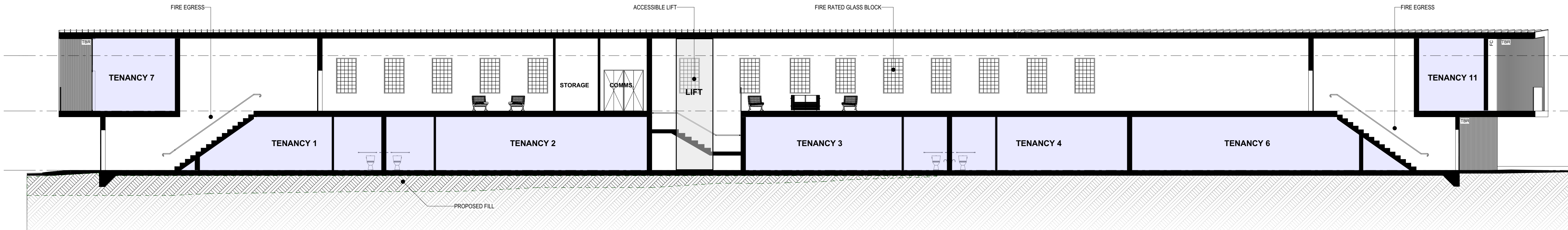
W1.05 WINDOW MARKER
eg WINDOW / LEVEL 1 / WINDOW N° 05
D1.05 DOOR MARKER
eg DOOR / LEVEL 1 / DOOR N° 05
EXISTING BOUNDARY FENCE
PROPOSED BOUNDARY FENCE (2100mm HIGH)

NOTE : STRUCTURAL
RETAINING WALLS &
CONTIGUOUS PILE WALLS
TO ENGINEERS DETAIL

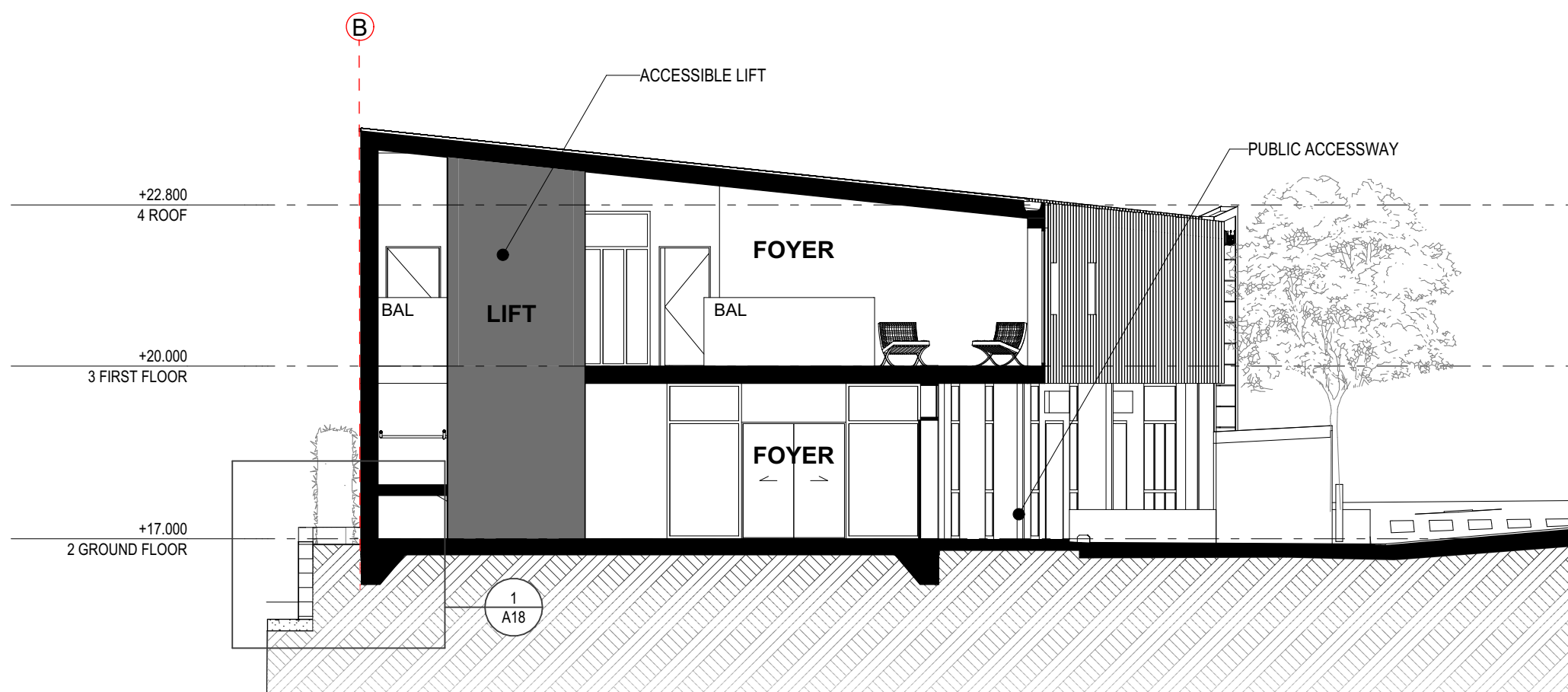
REVISION 2 UPDATES (01/12/23)
- BUILDING A STREET FRONTAGE BULK REDUCED



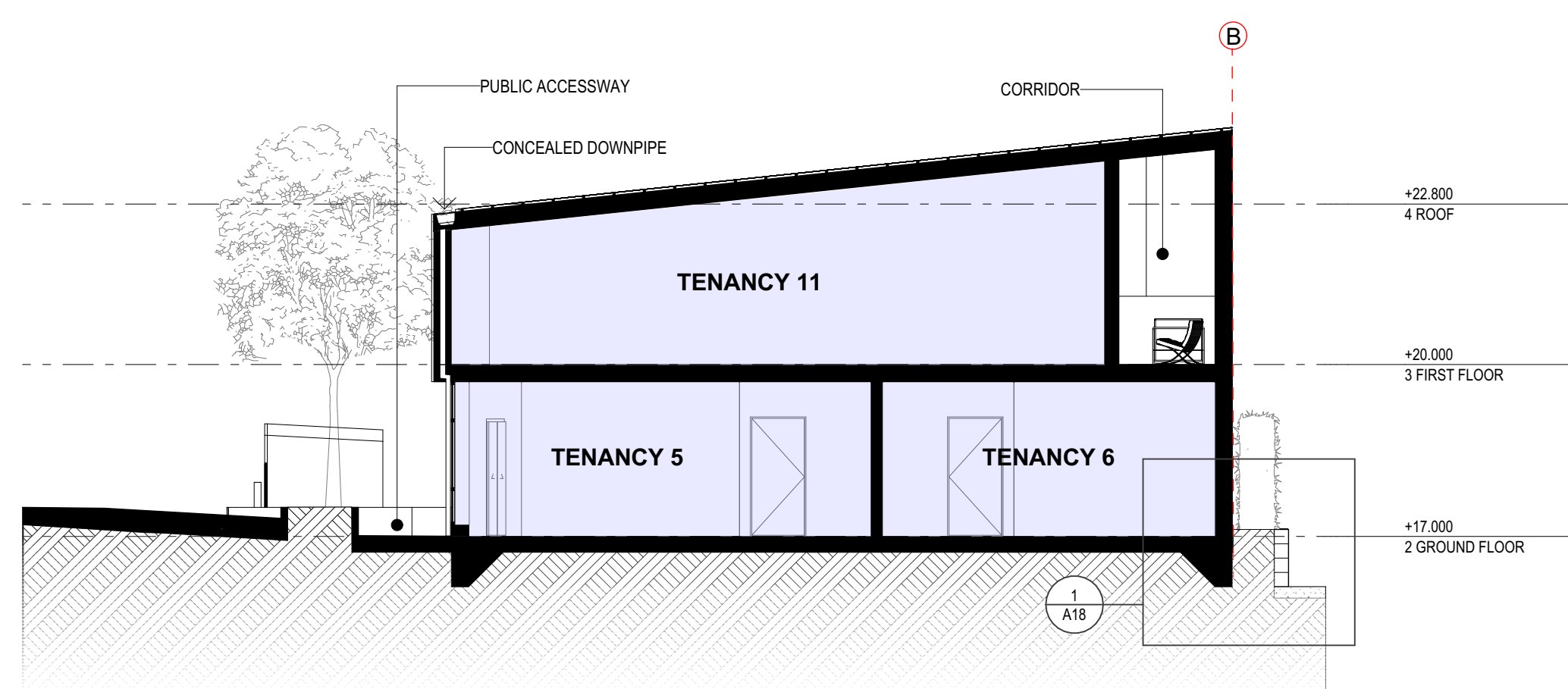
1 BUILDING A - SECTION A-A



2 BUILDING A - SECTION B-B



3 BUILDING A - SECTION D-D



4 BUILDING A - SECTION C-C

EJE ARCHITECTURE

ACN 002 912 843 | ABN 82 644 649 849
Nominated Architect - Bennett Collins
NSW Architects Registration No.4438
A 412 KING STREET NEWCASTLE NSW 2300 AUSTRALIA
P +61 2 4929 2353 | F +61 2 4929 2300 | E mail@eje.com.au | W www.eje.com.au

COMPLETION OF THE QUALITY ASSURANCE CHECKS IS VERIFICATION THAT THE DOCUMENT CONFORMS WITH THE REQUIREMENTS OF THE QUALITY PROJECT PLAN, WHERE THE QUALITY ASSURANCE CHECK IS INCOMPLETE THIS DOCUMENT IS PRELIMINARY FOR INFORMATION PURPOSES ONLY, OR SUCH PURPOSES AS STATED IN THE REVISION COLUMN.

THE IDEAS, INFORMATION AND CONCEPTS CONTAINED IN THIS DOCUMENT ARE THE PROPERTY OF EJE ARCHITECTURE. PHOTOCOPYING OR REPRODUCING THIS DOCUMENT AND PASSING IT ONTO OTHERS WITHOUT THE EXPRESS PERMISSION OF EJE ARCHITECTURE IS AN INFRINGEMENT OF COPYRIGHT. ©

0 25mm 100mm 200mm (ON ORIGINAL A1)

REV	DATE	COMMENTS
A	30/03/2023	ISSUE FOR CLIENT REVIEW
B	2/05/2023	ISSUE FOR CONSULTANTS
C	26/06/2023	PRELIMINARY ISSUE FOR DA
D	5/07/2023	ISSUE FOR DA
E	18/07/2023	ISSUE FOR DA
F	5/09/2023	RFI ISSUE FOR DISCUSSION
G	14/09/2023	ISSUE FOR DA - RFI REVISION 1
H	1/12/2023	ISSUE FOR DA - RFI REVISION 2

DRN	CHKD	VRFD
GVC	LJJ	BJC
LJJ	BJC	BJC
LJJ	BJC	BJC
LJJ	BJC	BJC
LJJ	BJC	BJC
LJJ	BJC	BJC
LJJ	BJC	BJC
LJJ	BJC	BJC

PROJECT : METFORD MEDICAL
CLIENT : Metford Medical
395 Metford Road, METFORD
NSW, 2323

SITE : 412 KING STREET, NEWCASTLE,
NSW 2300
DRAWING : BUILDING A - SECTION A-A, B-B, C-C, D-D

WORK IN FIGURED DIMENSIONS IN PREFERENCE TO SCALE. CHECK DIMENSIONS AND LEVELS ON SITE PRIOR TO THE ORDERING OF MATERIALS OR THE COMPLETION OF WORKSHOP DRAWINGS. IF IN DOUBT ASK. REPORT ALL ERRORS AND OMISSIONS.

FILENAME : 14541-DA-MetfordMedical-231201.ph

DRAWN : LJJ
DATE : 1/12/2023
SCALE : @A1 : 1:100

PROJECT No : 14541 DA
PHASE :
DRAWING No : A10
REV : H

EJE architecture

ABBREVIATIONS

AC AIR CONDITIONING - REFER TO MECHANICAL DOCUMENTATION
ACP ALUMINIUM COMPOSITE PANEL
ACS SOLID SURFACE
ADJ ADJUSTABLE SHELF
AHD AUSTRALIAN HEIGHT DATUM
AL ALUMINIUM LOUVRE
ALB ALUMINIUM BATTEN
AP VERTICAL ALUMINIUM SCREEN
AP ACCESS PANEL
AS AUSTRALIAN STANDARD
BAL BALUSTRADE
BF BIFOLD DOOR
BH BULKHEAD
BLK CONCRETE BLOCKWORK
BOL BOLLARD
CAP CAPPING
CBG COLOUR-BACKED GLASS

CFC COMPRESSED FIBRE CEMENT
CJ CONSTRUCTION / CONTROL JOINT
CL CENTRE LINE
CLD CLADDING
COL COLUMN - REFER TO STRUCTURAL DOCUMENTATION
CONC CONCRETE
COS CONFIRM ON SITE
CPC COLORBOND PARAPET CAPPING
CPT CARPET
CR CEMENT RENDER
CRN CORNICE
DP DOWNPIPE - REFER TO HYDRAULIC DOCUMENTATION
DR DOOR
EDB ELECTRICAL DISTRIBUTION BOARD - REFER TO ELECTRICAL DOCUMENTATION
EF EXHAUST FAN
EG EAVES GUTTER - REFER TO HYDRAULIC DOCUMENTATION
EJ EXPANSION JOINT

ELP ELECTRICAL PLATE
EP EPOXY FLOORING
EQ EQUAL SPACING
FAB FABRIC / UPHOLSTERY
FAN FAN
FC FIBRE CEMENT SHEETING
FE FIRE EXTINGUISHER
FFL FINISHED FLOOR LEVEL
FG FIXED GLASS
FH FIRE HYDRANT - REFER TO HYDRAULIC DOCUMENTATION
FHR FIRE HOSE REEL - REFER TO HYDRAULIC DOCUMENTATION
FIP FIRE INDICATOR PANEL TO CONSULTANTS REQUIREMENTS
FL FLASHING
FR FIRE RESISTANCE
FT FLOOR TILES
FW FLOOR WASTE
G GLASS

GD GRATED DRAIN
GL GLASS LOUVRES
GP GRATED PIT - REFER TO HYDRAULIC DOCUMENTATION
GT GUTTER TRANSOM
GW GLASS WINDOW
HD HINGED DOOR
HP HIGH POINT
HR HANDRAIL
HYD HYDRAULIC
LVR LOUVRE
LWL WALL LIGHT
MC METAL CLADDING
MDB MAIN DISTRIBUTION BOARD - REFER TO ELECTRICAL DOCUMENTATION
MECH MECHANICAL
M MIRROR
MRS METAL ROOF SHEETING
MWS METAL WALL SHEETING

OF OVERFLOW
PB PLASTERBOARD
PBA ACOUSTIC PLASTERBOARD
PBF FIRE RATED PLASTERBOARD
PBM MOISTURE RESISTANT PLASTERBOARD
PBP PERFORATED PLASTERBOARD
PC POLYCARBONATE SHEETING
PCT POWDERCOAT
PD PIVOT DOOR
PIN PINBOARD
PL PLASTIC LAMINATE
PRC PROTECTION - CORNER
PRD PROTECTION - DOOR
PRR PROTECTION - RAILS
PRW PROTECTION - WALL
PS POST - TIMBER
PT PAINT FINISH

PTD PAPER TOWEL DISPENSER
PTN PARTITION
RC REINFORCED CONCRETE
RCS RECONSTITUTED STONE
REF REFRIGERATOR
RF RUBBER FLOORING
RH RANGEHOOD
RL REDUCED LEVEL
RS ROLLER SHUTTER
RWC RECYCLED WASTE CUPBOARD
RWH RAIN WATER HEAD - ALSO REFER HYDRAULIC DOCUMENTATION
RWO RAIN WATER OUTLET - ALSO REFER HYDRAULIC DOCUMENTATION
RWT RAINWATER TANK
S SINK
SC STONE CLADDING
SD SLIDING DOOR
SG SMART GLASS

SH SHELF
SHR SHOWER
SHS SHOWER SCREEN
SJ SILICONE JOINT
SK SKIRTING
SKL SKYLIGHT
SMB SUB MAIN DISTRIBUTION BOARD - REFER TO ELECTRICAL DOCUMENTATION
SMP RAIN WATER SUMP
SN STAIR NOSING
SP SPANDREL PANEL
SPD SOAP DISPENSER
SPR SPRINKLER - ALSO REFER HYDRAULIC DOCUMENTATION
SS STAINLESS STEEL
SSD STAINLESS STEEL STRIP DRAIN
SSL STRUCTURAL SLAB LEVEL
ST STONE
SW STORMWATER

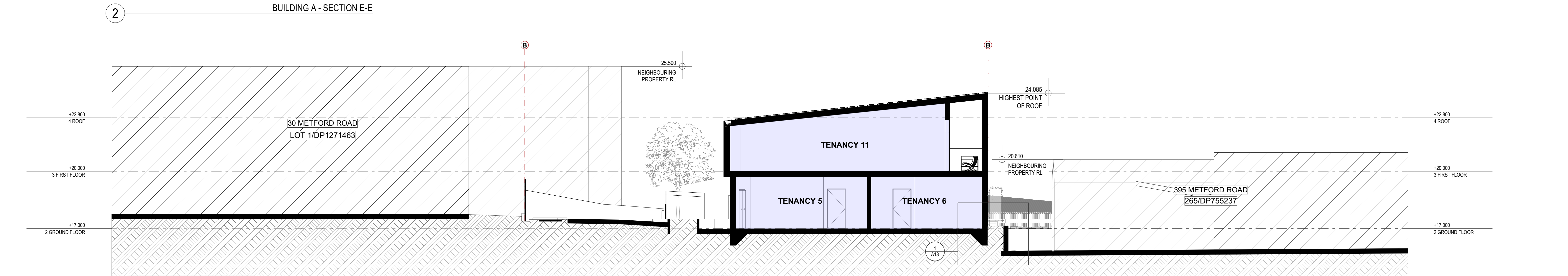
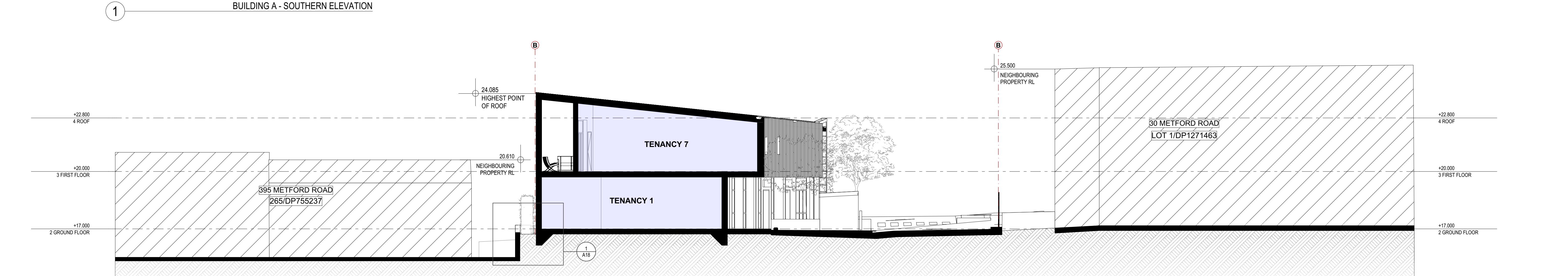
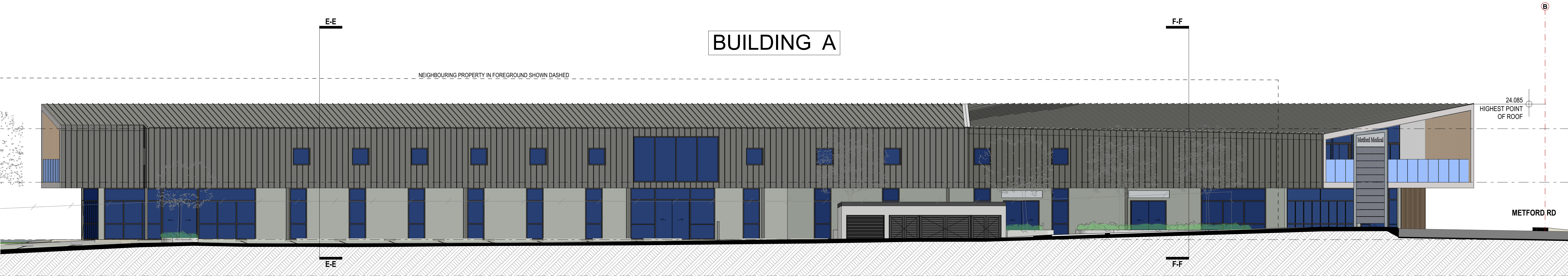
LEGEND

W1.05 WINDOW MARKER
eg WINDOW / LEVEL 1 / WINDOW N° 05
L1.05 LOUVRE MARKER
eg LOUVRE / LEVEL 1 / LOUVRE N° 05
D1.05 DOOR MARKER
eg DOOR / LEVEL 1 / DOOR N° 05
EXISTING / NEIGHBOURING BUILDINGS

0.00 EXISTING RL
0.00 PROPOSED RL
EXISTING BOUNDARY FENCE
PROPOSED BOUNDARY FENCE

NOTE : STRUCTURAL
RETAINING WALLS &
CONTIGUOUS PILE WALLS
TO ENGINEERS DETAIL

REVISION 2 UPDATES (01/12/23)
- BUILDING A STREET FRONTAGE BULK REDUCED



ABBREVIATIONS

AC	AIR CONDITIONING - REFER TO MECHANICAL DOCUMENTATION
ACP	ALUMINIUM COMPOSITE PANEL
ACS	SOLID SURFACE
AJD	ADJUSTABLE SHELF
AHS	AUSTRALIAN HEIGHT DATUM
AL	ALUMINIUM LOUVRE
ALB	ALUMINIUM BATTEN
ALS	VERTICAL ALUMINIUM SCREEN
AP	ACCESS PANEL
AS	AUSTRALIAN STANDARD
BAL	BALUSTRADE
BF	BI-FOLD DOOR
BH	BULKHEAD
BLK	CONCRETE BLOCKWORK
BOL	BOLLARD
CAP	CAPPING
CRG	COLOR-BACKED GLASS

CFJ	COMPRESSED FIBRE CEMENT
CON	CONSTRUCTION / CONTROL JOINT
CL	CENTRE LINE
CLD	CLADDING
COL	COLUMN - REFER TO STRUCTURAL DOCUMENTATION
CONC	CONCRETE
COS	CONFIRM ON SITE
CPC	COLORBOND PARAPET CAPPING
CR	CARPET
CR	CEMENT RENDER
CRN	CORNER
DP	DOWNPIPE - REFER TO HYDRAULIC DOCUMENTATION
DR	DOOR
EDB	ELECTRICAL DISTRIBUTION BOARD - REFER TO ELECTRICAL EXPANSION JOINT
EG	EAVES GUTTER - REFER TO HYDRAULIC DOCUMENTATION
EJ	EXPANSION JOINT





ELP	ELECTRICAL PLATE
EP	EPOXY FLOORING
EQ	EQUAL SPACING
FAB	FABRIC / UPHOLSTERY
FAN	CEILING FAN
FC	FIBRE CEMENT SHEETING
FE	FIRE EXTINGUISHER
FFL	FINISHED FLOOR LEVEL
FG	FIXED GLASS
FIH	FIRE HYDRANT - REFER TO HYDRAULIC DOCUMENTATION
FHR	FIRE HOSE REEL - REFER TO HYDRAULIC DOCUMENTATION
FIP	FIRE INDICATOR PANEL TO CONSULTANTS REQUIREMENT
FL	FLASHING
FR	FIRE RESISTANCE
FT	FLOOR TILES
FW	FLOOR WARIANT
G	GLASS

GL	GRATED DRAIN
GD	GLASS LOUVERES
GP	GRATED PIT - REFER TO HYDRAULIC DOCUMENTATION
GT	GUTTER TRANSOM
GW	GLASS WINDOW
HD	HINGED DOOR
HP	HIGH POINT
HR	HANDRAIL
HYD	HYDRAULIC
LVR	LOUVRE
LWL	LIGHT LIGHT
MC	METAL CLADDING
MSB	MAIN DISTRIBUTION BOARD - REFER TO ELECTRICAL DOCUMENTATION
MECH	MECHANICAL
MI	MIRROR
MRS	METAL ROOF SHEETING
MWS	METAL WALL SHEETING

OF	OVERFLOW
PB	PLASTERBOARD
PBA	ACOUSTIC PLASTERBOARD
PBF	FIRE RATED PLASTERBOARD
PBM	MOISTURE RESISTANT PLASTERBOARD
PBP	PERFORATED PLASTERBOARD
PC	POLYCARBONATE SHEETING
PCT	POWDERCOAT
PD	PIVOT DOOR
PN	PINGUARD
PL	PLASTIC LAMINATE
PRC	PROTECTION - CORNER
PRD	PROTECTION - DOOR
PRR	PROTECTION - RAILS
PRW	PROTECTION - WALL
PT	POST - TIMBER
PS	PAINT FINISH

PTD	PAPER TOWEL DISPENSER
PTN	PARTITION
RC	REINFORCED CONCRETE
RCS	RECONSTITUTED STONE
REF	REFRIGERATOR
RF	RUBBER FLOORING
RH	RANGEHOOD
RL	REDUCED LEVEL
RS	ROLLER SHUTTER
RWC	RECYCLED WASTE CUPBOARD
RWH	RAIN WATER HEAD - ALSO REFER HYDRAULIC DOCUMENTATION
RWO	RAIN WATER OUTLET - ALSO REFER HYDRAULIC DOCUMENTATION
RWT	RAINWATER TANK
S	SINK
SC	STONE CLADDING
SD	SLIDING DOOR
SG	SMART GLASS

SH	SHELF
SHR	SHOWER
SHS	SHOWER SCREEN
SJ	SILICONE JOINT
SK	SKIRTING
SKL	SKYLIGHT
SMDB	SUB MAIN DISTRIBUTION BOARD - REFER TO ELECTRICAL DOCUMENTATION
SMDP	RAIN WATER SUMP
SN	STAIR NOSING
SP	SPANDREL PANEL
SPD	SOAP DISPENSER
SPR	SPREADER - ALSO REFER HYDRAULIC DOCUMENTATION
SS	STAINLESS STEEL STRIP DRAIN
SSD	STAINLESS STEEL STRIP DRAIN
SSL	STRUCTURAL SLAB LEVEL
ST	STONE
SW	STORM/WATER

	WINDOW MARKER eg. WINDOW / LEVEL 1 / WINDOW N° 05
	LOUVRE MARKER eg. LOUVRE / LEVEL 1 / LOUVRE N° 05
	DOOR MARKER eg. DOOR / LEVEL 1 / DOOR N° 05
	EXISTING / NEIGHBOURING BUILDINGS

0.00
EXISTING RL

0.00
PROPOSED RL

EXISTING BOUNDARY FENCE

PROPOSED BOUNDARY FENCE

**NOTE : STRUCTURAL
RETAINING WALLS &
CONTIGUOUS PILE
WALLS TO ENGINEERS
DETAIL**

REVISION 2 UPDATES (01/12/23)

- PROPOSED ON SITE DETENTION TANK SHOWN
- PROPOSED RAINWATER TANK SHOWN
- RETAINING WALL DRAWING REFERENCE SHOWN

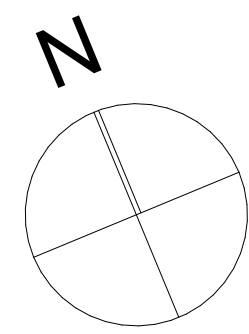


EJE ARCHITECTURE

ACN 002 912 843 | ABN 82 644 649 849
Nominated Architect - Bernard Collins
NSW Architects Registration No.4438
A 412 KING STREET NEWCASTLE NSW 2300 AUSTRALIA
Global-Mark.com.au

COMPLETION OF THE QUALITY ASSURANCE CHECKS IS VERIFICATION THAT THE DOCUMENT CONFORMS WITH THE REQUIREMENTS OF THE QUALITY PROJECT PLAN. WHERE THE QUALITY ASSURANCE CHECK IS INCOMPLETE THIS DOCUMENT IS PRELIMINARY FOR INFORMATION PURPOSES ONLY, OR SUCH PURPOSES AS STATED IN THE REVISION COLUMN.

THE IDEAS, INFORMATION AND CONCEPTS CONTAINED IN THIS DOCUMENT ARE THE PROPERTY OF EJE ARCHITECTURE. PHOTOCOPYING OR REPRODUCING THIS DOCUMENT AND PASSING IT ON TO OTHERS WITHOUT THE EXPRESS PERMISSION OF EJE ARCHITECTURE IS AN INFRINGEMENT OF COPYRIGHT. ©



REV	DATE	COMMENTS
A	30/03/2023	ISSUE FOR CLIENT REVIEW
B	20/05/2023	ISSUE FOR CONSULTANTS
C	26/06/2023	PRELIMINARY ISSUE FOR DA
D	5/07/2023	ISSUE FOR DA
E	18/07/2023	ISSUE FOR DA
F	5/09/2023	RFI ISSUE FOR DISCUSSION
G	14/09/2023	ISSUE FOR DA - RFI REVISION 1
H	11/12/2023	ISSUE FOR DA - RFI REVISION 2

[illegible]

PROJECT: METFORD MEDICAL

CLIENT: Metford Medical
395 Metford Road, METFORD
NSW, 2323

SITE: 412 KING STREET, NEWCASTLE,
NSW 2300

DRAWING: BUILDING B - LOWER GROUND
LEVEL

WORK IN FIGURED DIMENSIONS IN PREFERENCE TO SCALE. CHECK DIMENSIONS AND LEVELS ON SITE PRIOR TO THE ORDERING OF MATERIALS OR THE COMPLETION OF WORKSHOP DRAWINGS. IF IN DOUBT ASK. REPORT ALL ERRORS.

FILENAME : 14541-DA-MettfordMedical-231201.plr

DRAWN : **LJJ** DATE : **1/12/2023**

SCALES @A1 :

1:100

PROJECT No: **14541** PHASE: **DA** DRAWING No: **A12**

REV:



ABBREVIATIONS

AC AIR CONDITIONING - REFER TO MECHANICAL DOCUMENTATION
ACS ALUMINIUM COMPOSITE PANEL
ADJ ADJUSTABLE SHELF
AL AUSTRALIAN HEIGHT DATUM
ALB ALUMINIUM LOUVER
ALS ALUMINIUM BATTEN
AP ACCESS PANEL
AS AUSTRALIAN STANDARD
BAL BALUSTRADE
BF BULFOLD DOOR
BH BULKHEAD
BLK CONCRETE BLOCKWORK
BOL BOLLARD
CAP CAPPING
CBG COLOUR-BACKED GLASS

CFC COMPRESSED FIBRE CEMENT
CL CENTRE LINE
CLD CLADDING
COL COLUMN - REFER TO STRUCTURAL DOCUMENTATION
CONC CONCRETE
COS CONFIRM ON SITE
CPC COLORBOND PARAPET CAPPING
CPT CARPET
CR CEMENT RENDER
CRN CORNICE
DP DOWNPIPE - REFER TO HYDRAULIC DOCUMENTATION
DR DOOR
EDB ELECTRICAL DISTRIBUTION BOARD - REFER TO ELECTRICAL DOCUMENTATION
EF EXHAUST FAN
EG EAVES GUTTER - REFER TO HYDRAULIC DOCUMENTATION
EJ EXPANSION JOINT

ELP ELECTRICAL PLATE
EP EPOXY FLOORING
EQ EQUAL SPACING
EQ FABRIC / UPHOLSTERY
FAB FABRIC / UPHOLSTERY
FAN FAN
FC FIBRE CEMENT SHEETING
FE FIRE EXTINGUISHER
FFL FINISHED FLOOR LEVEL
FG FIXED GLASS
FH FIRE HYDRANT - REFER TO HYDRAULIC DOCUMENTATION
FHR FIRE HOSE REEL - REFER TO HYDRAULIC DOCUMENTATION
FIP FIRE INDICATOR PANEL TO CONSULTANTS REQUIREMENTS
FL FLASHING
FR FIRE RESISTANCE
FT FLOOR TILES
FW FLOOR WASTE
G GLASS

GD GRATED DRAIN
GL GLASS LOUVRES
GP GRATED PIT - REFER TO HYDRAULIC DOCUMENTATION
GT GUTTER TRANSOM
GW GLASS WINDOW
HD HINGED DOOR
HP HIGH POINT
HR HANDRAIL
HYD HYDRAULIC
LVR LOUVER
LWL WALL LIGHT
MC METAL CLADDING
MDB MAIN DISTRIBUTION BOARD - REFER TO ELECTRICAL DOCUMENTATION
MECH MECHANICAL
M MIRROR
MRS METAL ROOF SHEETING
MWS METAL WALL SHEETING

OF OVERFLOW
PB PLASTERBOARD
PBA ACOUSTIC PLASTERBOARD
PBF FIRE RATED PLASTERBOARD
PBM MOISTURE RESISTANT PLASTERBOARD
PBP PERFORATED PLASTERBOARD
PD POLYCARBONATE SHEETING
PCT POWDERCOAT
PIVOT DOOR
PIN PINBOARD
PL PLASTIC LAMINATE
PLC PROTECTION - CORNER
PRD PROTECTION - DOOR
PRR PROTECTION - RAILS
PRW PROTECTION - WALLS
PS POST - TIMBER
PT PAINT FINISH

PTD PAPER TOWEL DISPENSER
PTN PARTITION
RC REINFORCED CONCRETE
RCS RECONSTITUTED STONE
REF REFRIGERATOR
RF RUBBER FLOORING
RH RANGEHOOD
RL REDUCED LEVEL
RS ROLLER SHUTTER
RWC RECYCLED WASTE CUPBOARD
RWH RAIN WATER HEAD - ALSO REFER HYDRAULIC DOCUMENTATION
RWO RAIN WATER OUTLET - ALSO REFER HYDRAULIC DOCUMENTATION
RWT RAINWATER TANK
S SINK
SC STONE CLADDING
SD SLIDING DOOR
SG SMART GLASS

SH SHELF
SHR SHOWER
SHS SHOWER SCREEN
SJ SKIRTING JOINT
SK SKIRTING
SKL SKYLIGHT
SMB SUB MAIN DISTRIBUTION BOARD - REFER TO ELECTRICAL DOCUMENTATION
SMP RAIN WATER SUMP
SN STAIR NOSING
SP SPANDREL PANEL
SPD SOAP DISPENSER
SSD SPRINKLER - ALSO REFER HYDRAULIC DOCUMENTATION
SS STAINLESS STEEL
SSL STAINLESS STEEL STRIP DRAIN
ST STRUCTURAL SLAB LEVEL
STONE
SW STORMWATER

LEGEND

W1.05 WINDOW MARKER
eg WINDOW / LEVEL 1 / WINDOW N° 05
L1.05 LOUVRE MARKER
eg LOUVRE / LEVEL 1 / LOUVRE N° 05
D1.05 DOOR MARKER
eg DOOR / LEVEL 1 / DOOR N° 05
EXISTING / NEIGHBOURING BUILDINGS

0.00 EXISTING RL
0.00 PROPOSED RL
EXISTING BOUNDARY FENCE
PROPOSED BOUNDARY FENCE

REVISION 2 UPDATES (01/12/23)
- PROPOSED ON SITE DETENTION TANK SHOWN
- PROPOSED RAINWATER TANK SHOWN



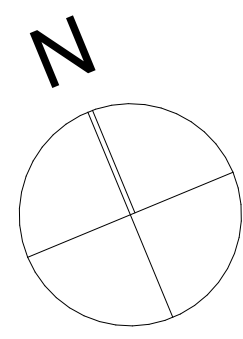
EJE ARCHITECTURE

ACN 002 912 843 | ABN 82 644 649 849
Nominated Architect - Bernard Collins
NSW Architects Registration No.4438
4 412 KING STREET NEWCASTLE NSW 2300 AUSTRALIA
P +61 2 4929 2353 | F +61 2 4929 2300 | E mail@eje.com.au | W www.eje.com.au

COMPLETION OF THE QUALITY ASSURANCE CHECKS IS VERIFICATION THAT THE DOCUMENT CONFORMS WITH THE REQUIREMENTS OF THE QUALITY PROJECT PLAN, WHERE THE QUALITY ASSURANCE CHECK IS INCOMPLETE THIS DOCUMENT IS PRELIMINARY FOR INFORMATION PURPOSES ONLY, OR SUCH PURPOSES AS STATED IN THE REVISION COLUMN.

THE IDEAS, INFORMATION AND CONCEPTS CONTAINED IN THIS DOCUMENT ARE THE PROPERTY OF EJE ARCHITECTURE. PHOTOCOPYING OR REPRODUCING THIS DOCUMENT AND PASSING IT ONTO OTHERS WITHOUT THE EXPRESS PERMISSION OF EJE ARCHITECTURE IS AN INFRINGEMENT OF COPYRIGHT. ©

0 25mm 100mm 200mm ON ORIGINAL A1



REV	DATE	COMMENTS
A	26/06/2023	PRELIMINARY ISSUE FOR DA
B	5/07/2023	ISSUE FOR DA
C	18/07/2023	ISSUE FOR DA
D	14/09/2023	ISSUE FOR DA - RFI REVISION 1
E	1/12/2023	ISSUE FOR DA - RFI REVISION 2

DRN	CHKD	VRFD
LJJ	BJC	BJC
LJJ	BJC	BJC
LJJ	BJC	BJC
LJJ	BJC	BJC
LJJ	BJC	BJC

PROJECT: METFORD MEDICAL

CLIENT: Metford Medical
395 Metford Road, METFORD
NSW, 2323

SITE: 412 KING STREET, NEWCASTLE,
NSW 2300

DRAWING: BUILDING B - GROUND LEVEL

WORK IN FIGURED DIMENSIONS IN PREFERENCE TO SCALE. CHECK DIMENSIONS AND LEVELS ON SITE PRIOR TO THE ORDERING OF MATERIALS OR THE COMPLETION OF WORKSHOP DRAWINGS. IF IN DOUBT ASK. REPORT ALL ERRORS AND OMISSIONS.
FILENAME: 14541-DA-MetfordMedical-231201.ph

DRAWN: LJJ
DATE: 1/12/2023
SCALE: @A1: 1:100

PROJECT No: 14541 DA
PHASE: DA
DRAWING No: A13
REV: E



ABBREVIATIONS

AC	AIR CONDITIONING - REFER TO MECHANICAL DOCUMENTATION
ACP	ALUMINIUM COMPOSITE PANEL
ACS	SOLID SURFACE
ADJ	ADJUSTABLE SHELF
AHD	AUSTRALIAN HEIGHT DAMT
AL	ALUMINIUM LOUVRE
ALB	ALUMINIUM BATTEN
ALS	VERTICAL ALUMINIUM SCREEN
AP	ACCESS PANEL
AS	AUSTRALIAN STANDARD
BAL	BALUSTRADE
BF	BI-FOLD DOOR
BH	BULKHEAD
BLK	CONCRETE BLOCKWORK
BOL	BOLLARD
CAP	CAPPING
CBG	COLOR-BACKED GLASS

CF	COMPRESSED FIBRE CEMENT
CJ	CONSTRUCTION / CONTROL JOINT
CL	CENTRE LINE
CLD	CLADDING
COL	COLUMN - REFER TO STRUCTURAL DOCUMENTATION
CONC	CONCRETE
COS	CONFIRM ON SITE
CPS	COLORBOND PARAPET CAPPING
CPT	CARPET
CR	CEMENT RENDER
CRN	CORNICE
DR	DOWNPIPE - REFER TO HYDRAULIC DOCUMENTATION
DP	DOOR
EDB	ELECTRICAL DISTRIBUTION BOARD - REFER TO ELECTRICAL
EF	EXHAUST FAN
EJ	EAVES GUTTER - REFER TO HYDRAULIC DOCUMENTATION
EG	EXPANSION JOINT





ELP	ELECTRICAL PLATE
EP	EPOXY FLOORING
EQ	EQUAL SPACING
FAB	FABRIC / UPHOLSTERY
FAN	CEILING FAN
FC	FIBRE CEMENT SHEETING
FE	FIRE EXTINGUISHER
FFL	FINISHED FLOOR LEVEL
FG	FIXED GLASS
PH	FIRE HYDRANT - REFER TO HYDRAULIC DOCUMENTATION
PHR	FIRE HOSE REEL - REFER TO HYDRAULIC DOCUMENTATION
FIP	FIRE INDICATOR PANEL TO CONSULTANTS REQUIREMENTS
FL	FLASHING
FR	FIRE RESISTANCE
FT	FLOOR TILES
FW	FLOOR WASTE
G	GLASS

GD	GRADED DRAIN
GL	GLASS LOUVRES
GP	GRADED GP - REFER TO HYDRAULIC DOCUMENTATION
GT	GUTTER TRANSOM
GW	GLASS WINDOW
HD	HINGED DOOR
HP	HIGH POINT
HR	HANDRAIL
HYD	HYDRAULIC
LVR	LOUVRE
LWL	WALL LIGHT
MC	METAL CLADDING
MOB	MAIN DISTRIBUTION BOARD - REFER TO ELECTRICAL DOCUMENTATION
MECH	MECHANICAL
MI	MIRROR
MRS	METAL ROOF SHEETING
MWS	METAL WALL SHEETING

OF	OVERFLOW
PB	PLASTERBOARD
PBA	ACOUSTIC PLASTERBOARD
PBF	FIRE RATED PLASTERBOARD
PBM	MOISTURE RESISTANT PLASTERBOARD
PBP	PERFORATED PLASTERBOARD
PC	POLYCARBONATE SHEETING
PCT	POWDERCOAT
PD	PIVOT DOOR
PN	PINBOARD
PL	PLASTIC LAMINATE
PRC	PROTECTION - CORNER
PRD	PROTECTION - DOOR
PRR	PROTECTION - RAILS
PRW	PROTECTION - WALL
PT	POST - TIMBER
PS	PAINT FINISH

PTD	PAPER TOWEL DISPENSER
PTN	PARTITION
RC	REINFORCED CONCRETE
RCS	RECONSTITUTED STONE
REF	REFRIGERATOR
RF	RUBBER FLOORING
RH	RANGEHOOD
RL	REDUCED LEVEL
RS	ROLLER SHUTTER
RWC	RECYCLED WASTE CLIPBOARD
RWH	RAIN WATER HEAT - ALSO REFER HYDRAULIC DOCUMENTATION
RWO	RAIN WATER OUTLET - ALSO REFER HYDRAULIC DOCUMENTATION
RWT	RAINFALL TANK
S	SINK
SC	STONE CLADDING
SD	SLIDING DOOR
SG	SMART GLASS

SH	SHELF
SHR	SHOWER
SHS	SHOWER SCREEN
SJ	SILICONE JOINT
SK	SKirting
SKL	SKYLIGHT
SMBD	SUB MAIN DISTRIBUTION BOARD - REFER TO ELECTRICAL DOCUMENTATION
SN	RAIN WATER SUMP
SN	STAIR NOSING
SP	SPANDREL PANEL
SPO	SPOD DISPENSER
SPP	SPREADER - ALSO REFER HYDRAULIC DOCUMENTATION
SS	STAINLESS STEEL
SSD	STAINLESS STEEL STRIP DRAIN
SSL	STRUCTURAL SLAB LEVEL
ST	STONE
SW	STORMWATER

	WINDOW MARKER eg. WINDOW / LEVEL 1 / WINDOW N° 05
	LOUVRE MARKER eg. LOUVRE / LEVEL 1 / LOUVRE N° 05
	DOOR MARKER eg. DOOR / LEVEL 1 / DOOR N° 05
	EXISTING / NEIGHBOURING BUILDINGS

0.00
EXISTING RL

0.00
PROPOSED RL

EXISTING BOUNDARY FENCE

PROPOSED BOUNDARY FENCE

REVISION 2 UPDATES (01/12/23)
- PROPOSED ON SITE DETENTION TANK SHOWN
- PROPOSED RAINWATER TANK SHOWN



4

BUILDING B - PROPOSED GROUND FLOOR

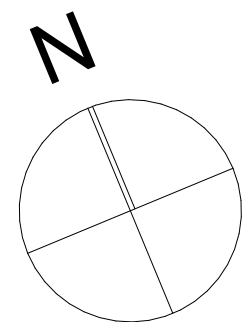
40 METFORD ROAD
LOT 2IDP1271463

EJE ARCHITECTURE

ACN 002 912 843 | ABN 82 644 649 849
Nominated Architect - Bernard Collins
NSW Architects Registration No.4438
A 412 KING STREET NEWCASTLE NSW 2300 AUSTRALIA
Global-Mark.com.au

COMPLETION OF THE QUALITY ASSURANCE CHECKS IS VERIFICATION THAT THE DOCUMENT CONFORMS WITH THE REQUIREMENTS OF THE QUALITY PROJECT PLAN. WHERE THE QUALITY ASSURANCE CHECK IS INCOMPLETE THIS DOCUMENT IS PRELIMINARY FOR INFORMATION PURPOSES ONLY, OR SUCH PURPOSES AS STATED IN THE REVISION COLUMN.

THE IDEAS, INFORMATION AND CONCEPTS CONTAINED IN THIS DOCUMENT ARE THE PROPERTY OF EJE ARCHITECTURE. PHOTOCOPYING OR REPRODUCING THIS DOCUMENT AND PASSING IT ON TO OTHERS WITHOUT THE EXPRESS PERMISSION OF EJE ARCHITECTURE IS AN INFRINGEMENT OF COPYRIGHT. ©



REV	DATE	COMMENTS
A	30/03/2023	ISSUE FOR CLIENT REVIEW
B	2/05/2023	ISSUE FOR CONSULTANTS
C	26/06/2023	PRELIMINARY ISSUE FOR DA
D	5/07/2023	ISSUE FOR DA
E	18/07/2023	ISSUE FOR DA
F	14/09/2023	ISSUE FOR DA - RFI REVISION 1
G	1/12/2023	ISSUE FOR DA - RFI REVISION 2

[illegible]

PROJECT: METFORD MEDICAL

CLIENT: Metford Medical
395 Metford Road, METFORD
NSW. 2323

SITE : 412 KING STREET, NEWCASTLE,
NSW 2300

DRAWING: BUILDING B - ROOF PLAN

WORK IN FIGURED DIMENSIONS IN PREFERENCE TO SCALE. CHECK DIMENSIONS AND LEVELS ON SITE PRIOR TO THE ORDERING OF MATERIALS OR THE COMPLETION OF WORKSHOP DRAWINGS. IF IN DOUBT ASK. REPORT ALL ERRORS.

FILENAME : 14541-DA-MettfordMedical-231201.plr

DRAWN : **LJJ** DATE : **1/12/2023**

SCALES @A1:

1:100

PROJECT No: **14541** PHASE: **DA** DRAWING No: **A14**

REV:



ABBREVIATIONS

AC AIR CONDITIONING - REFER TO MECHANICAL DOCUMENTATION
ACP ALUMINIUM COMPOSITE PANEL
CS SOLID SURFACE
ADJ ADJUSTABLE SHELF
AL AUSTRALIAN HEIGHT DATUM
AL ALUMINIUM LOUVER
ALB ALUMINIUM BATTEN
AP ACCESS PANEL
AS AUSTRALIAN STANDARD
BAL BALUSTRADE
BF BULFOLD DOOR
BH BULKHEAD
BLK CONCRETE BLOCKWORK
BOL BOLLARD
CAP CAPPING
CBG COLOUR-BACKED GLASS

CFC COMPRESSED FIBRE CEMENT
CL CENTRE LINE
CLD CLADDING
COL CONCRETE
CONC CONCRETE
COS CONFIRM ON SITE
CPC COLORBOND PARAPET CAPPING
CPT CARPET
CR CEMENT RENDER
CRN CORNICE
DP DOWNPIPE - REFER TO HYDRAULIC DOCUMENTATION
DR DOOR
EDB ELECTRICAL DISTRIBUTION BOARD - REFER TO ELECTRICAL DOCUMENTATION
EF EXHAUST FAN
EG EAVES GUTTER - REFER TO HYDRAULIC DOCUMENTATION
EJ EXPANSION JOINT

ELP ELECTRICAL PLATE
EP EPOXY FLOORING
EQ EQUAL SPACING
FAB FABRIC / UPHOLSTERY
FAN FAN
FC FIBRE CEMENT SHEETING
FE FIRE EXTINGUISHER
FGL FINISHED FLOOR LEVEL
FG FIXED GLASS
FH FIRE HYDRANT - REFER TO HYDRAULIC DOCUMENTATION
FHR FIRE HOSE REEL - REFER TO HYDRAULIC DOCUMENTATION
FIP FIRE INDICATOR PANEL TO CONSULTANT'S REQUIREMENTS
FL FLASHING
FR FIRE RESISTANCE
FT FLOOR TILES
FW FLOOR WASTE
G GLASS

GD GRATED DRAIN
GL GLASS LOUVRES
GP GRATED PIT - REFER TO HYDRAULIC DOCUMENTATION
GT GUTTER TRANSOM
GW GLASS WINDOW
HD HINGED DOOR
HP HIGH POINT
HR HANDRAIL
HYD HYDRAULIC
LVR LOUVER
LWL WALL LIGHT
MC METAL CLADDING
MDB MAIN DISTRIBUTION BOARD - REFER TO ELECTRICAL DOCUMENTATION
MECH MECHANICAL
M MIRROR
MRS METAL ROOF SHEETING
MWS METAL WALL SHEETING

OF OVERFLOW
PB PLASTERBOARD
PBA ACOUSTIC PLASTERBOARD
PBF FIRE RATED PLASTERBOARD
PBM MOISTURE RESISTANT PLASTERBOARD
PBP PERFORATED PLASTERBOARD
PC POLYCARBONATE SHEETING
PCT POWDERCOAT
PD PIVOT DOOR
PIN PINBOARD
PL PLASTIC LAMINATE
PRC PROTECTION - CORNER
PRD PROTECTION - DOOR
PRR PROTECTION - RAILS
PRW PROTECTION - WALL
PS POST - TIMBER
PT PAINT FINISH

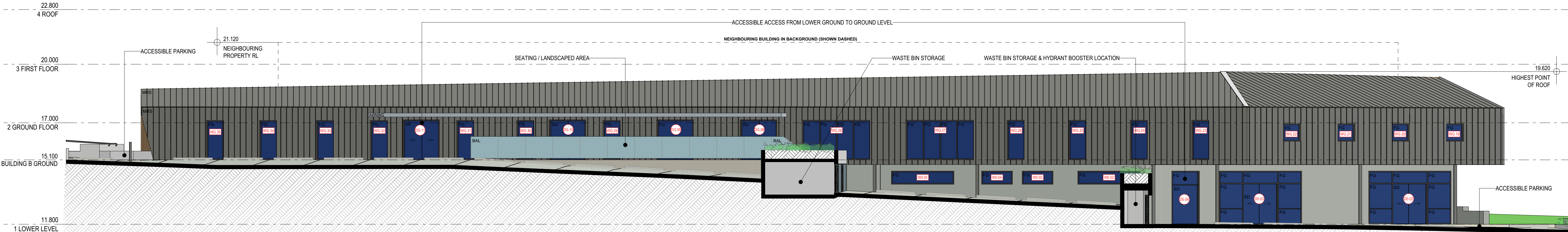
PTD PAPER TOWEL DISPENSER
PTN PARTITION
RC REINFORCED CONCRETE
RCS RECONSTITUTED STONE
REF REFRIGERATOR
RF RUBBER FLOORING
RH RANGEHOOD
RL REDUCED LEVEL
RS ROLLER SHUTTER
RWC RECYCLED WASTE CUPBOARD
RWH RAIN WATER HEAD - ALSO REFER HYDRAULIC DOCUMENTATION
RWO RAIN WATER OUTLET - ALSO REFER HYDRAULIC DOCUMENTATION
RWT RAINWATER TANK
S SINK
SC STONE CLADDING
SD SLIDING DOOR
SG SMART GLASS

SH SHELF
SHR SHOWER
SHS SHOWER SCREEN
SJ SILICONE JOINT
SK SKIRTING
SKL SKYLIGHT
SMB SUB MAIN DISTRIBUTION BOARD - REFER TO ELECTRICAL DOCUMENTATION
SMP RAIN WATER SUMP
SN STAIR NOSING
SP SPANDREL PANEL
SPD SOAP DISPENSER
SPR SPRINKLER - ALSO REFER HYDRAULIC DOCUMENTATION
SS STAINLESS STEEL
SSD STAINLESS STEEL STRIP DRAIN
SSL STRUCTURAL SLAB LEVEL
ST STONE
SW STORMWATER

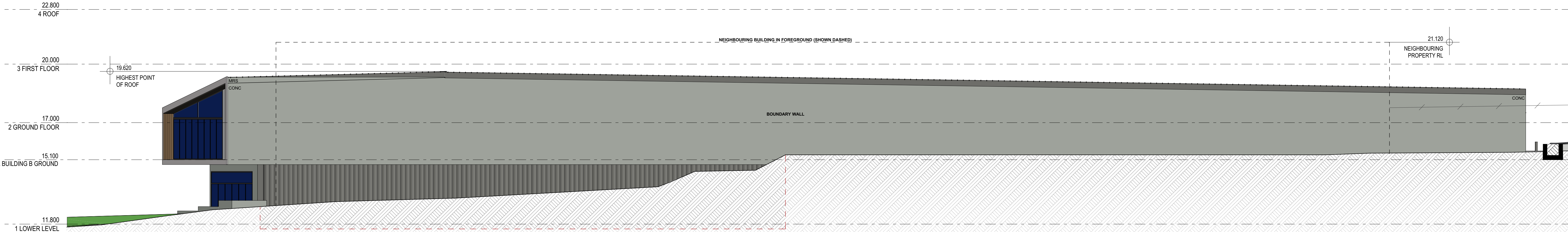
LEGEND

W1.05 WINDOW MARKER
eg WINDOW / LEVEL 1 / WINDOW N° 05
D1.05 DOOR MARKER
eg DOOR / LEVEL 1 / DOOR N° 05
EXISTING BOUNDARY FENCE
PROPOSED BOUNDARY FENCE (2100mm HIGH)

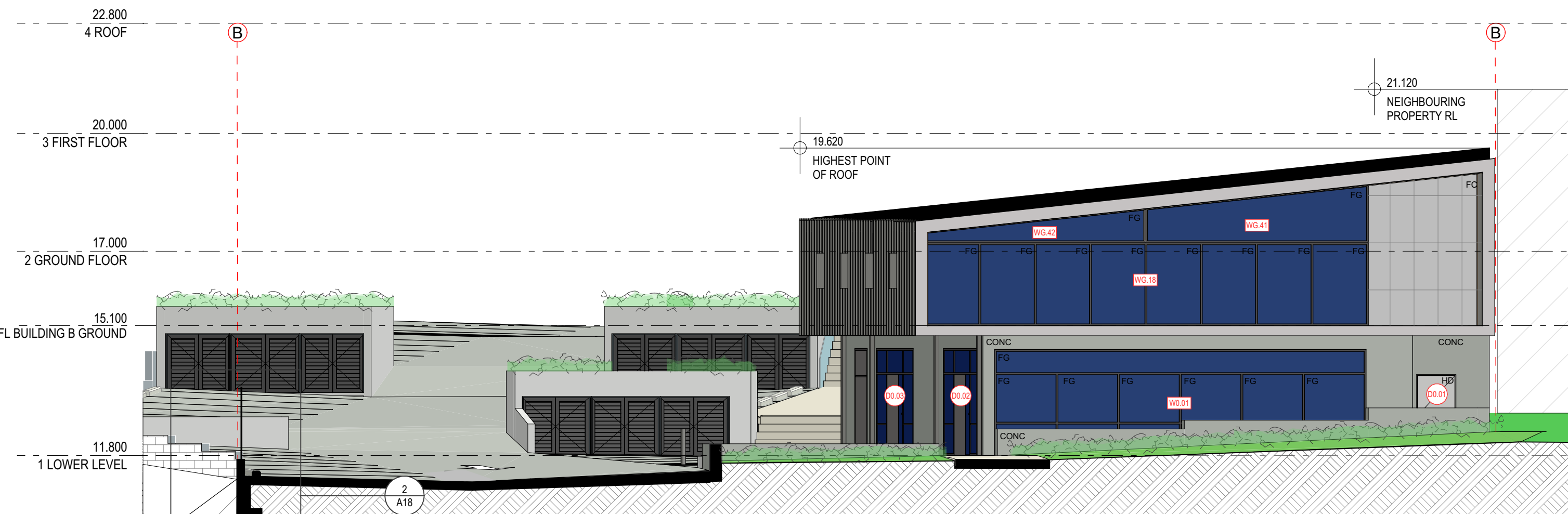
REVISION 2 UPDATES (01/12/23)
- BOUNDARY RETAINING WALL DETAILS SHOWN



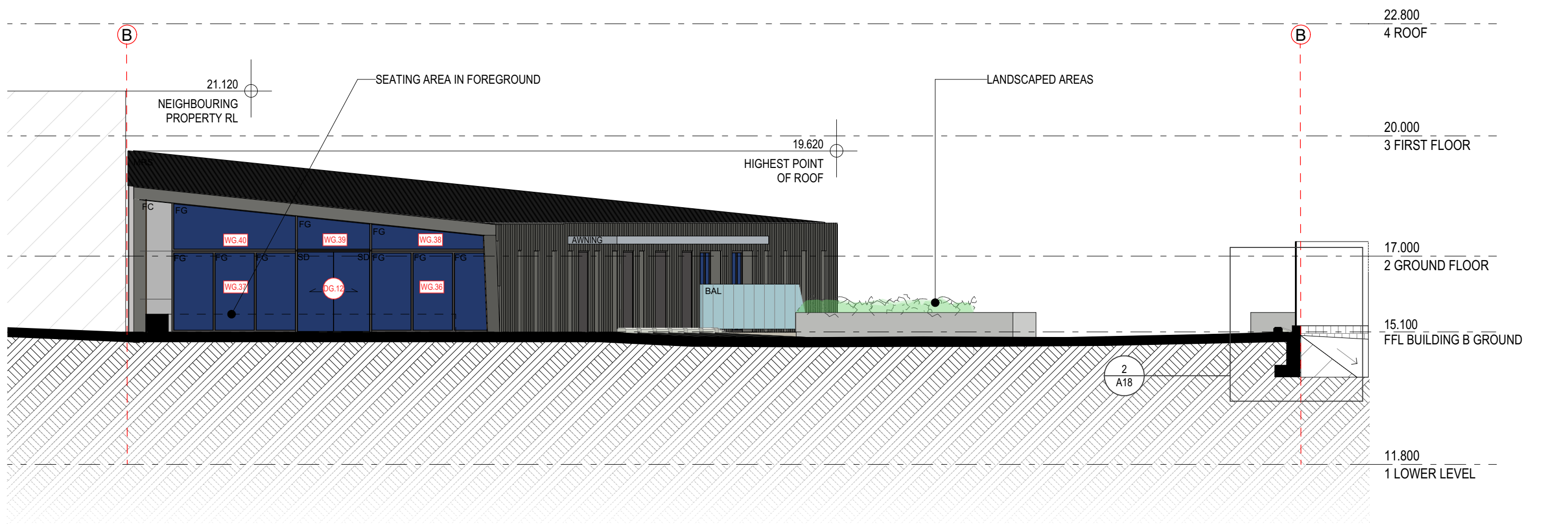
1 NORTH ELEVATION - BUILDING B



2 SOUTH ELEVATION - BUILDING B



3 WEST ELEVATION - BUILDING B



4 EAST ELEVATION - BUILDING B

EJE ARCHITECTURE

ACN 002 912 843 | ABN 82 644 649 849
Nominated Architect - Bennett Collins
NSW Architects Registration No.4438
A 412 KING STREET NEWCASTLE NSW 2300 AUSTRALIA
P +61 2 4929 2353 | F +61 2 4929 2300 | E mail@eje.com.au | W www.eje.com.au

COMPLETION OF THE QUALITY ASSURANCE CHECKS IS VERIFICATION THAT THE DOCUMENT CONFORMS WITH THE REQUIREMENTS OF THE QUALITY PROJECT PLAN, WHERE THE QUALITY ASSURANCE CHECK IS INCOMPLETE THIS DOCUMENT IS PRELIMINARY FOR INFORMATION PURPOSES ONLY, OR SUCH PURPOSES AS STATED IN THE REVISION COLUMN.

THE IDEAS, INFORMATION AND CONCEPTS CONTAINED IN THIS DOCUMENT ARE THE PROPERTY OF EJE ARCHITECTURE. PHOTOCOPYING OR REPRODUCING THIS DOCUMENT AND PASSING IT ON TO OTHERS WITHOUT THE EXPRESS PERMISSION OF EJE ARCHITECTURE IS AN INFRINGEMENT OF COPYRIGHT. ©

0 25mm 100mm 200mm (ON ORIGINAL A1)

REV	DATE	COMMENTS
A	30/03/2023	ISSUE FOR CLIENT REVIEW
B	2/05/2023	ISSUE FOR CONSULTANTS
C	26/06/2023	PRELIMINARY ISSUE FOR DA
D	5/07/2023	ISSUE FOR DA
E	18/07/2023	ISSUE FOR DA
F	14/09/2023	ISSUE FOR DA - RFI REVISION 1
G	1/12/2023	ISSUE FOR DA - RFI REVISION 2

DRN	CHKD	VRFD
GVC	LJJ	BJC
LJJ	BJC	BJC
LJJ	BJC	BJC
LJJ	BJC	BJC
LJJ	BJC	BJC
LJJ	BJC	BJC
LJJ	BJC	BJC

PROJECT: METFORD MEDICAL

SITE: 412 KING STREET, NEWCASTLE, NSW 2300

WORK IN FIGURED DIMENSIONS IN PREFERENCE TO SCALE. CHECK DIMENSIONS AND LEVELS ON SITE PRIOR TO THE ORDERING OF MATERIALS OR THE COMPLETION OF WORKSHOP DRAWINGS. IF IN DOUBT ASK. REPORT ALL ERRORS AND OMISSIONS.

FILENAME : 14541-DA-MetfordMedical-231201.ph

DRAWN : LJJ DATE : 1/12/2023 SCALES @A1 : 1:100

PROJECT No: 14541 DA PHASE: A15 DRAWING No: A15 REV: G



ABBREVIATIONS

AC AIR CONDITIONING - REFER TO MECHANICAL DOCUMENTATION
ACP ALUMINIUM COMPOSITE PANEL
CS SOLID SURFACE
ADJ ADJUSTABLE SHELF
AHD AUSTRALIAN HEIGHT DATUM
AL ALUMINIUM LOUVER
ALB ALUMINIUM BATTEN
AS ACCESS PANEL
AS AUSTRALIAN STANDARD
BAL BALUSTRADE
BF BULFOLD DOOR
BH BULKHEAD
BLK BLOCK
BOL BOLLARD
CAP CAPPING
CBG COLOUR-BACKED GLASS

CFC COMPRESSED FIBRE CEMENT
CJ CONSTRUCTION / CONTROL JOINT
CL CENTRE LINE
CLD CLADDING
COL COLUMN - REFER TO STRUCTURAL DOCUMENTATION
CONC CONCRETE
COS CONFIRM ON SITE
CPC COLORBOND PARAPET CAPPING
CPT CARPET
CR CEMENT RENDER
CRN CORNICE
CRN DOWNPIPE - REFER TO HYDRAULIC DOCUMENTATION
DR DOOR
EDB ELECTRICAL DISTRIBUTION BOARD - REFER TO ELECTRICAL DOCUMENTATION
EF EXHAUST FAN
EG EAVES GUTTER - REFER TO HYDRAULIC DOCUMENTATION
EJ EXPANSION JOINT

ELP ELECTRICAL PLATE
EP EPOXY FLOORING
EQ EQUAL SPACING
FAB FABRIC / UPHOLSTERY
FAN FAN
FC FIBRE CEMENT SHEETING
FE FIRE EXTINGUISHER
FFL FINISHED FLOOR LEVEL
FG FIXED GLASS
FH FIRE HYDRANT - REFER TO HYDRAULIC DOCUMENTATION
FHR FIRE HOSE REEL - REFER TO HYDRAULIC DOCUMENTATION
FIP FIRE INDICATOR PANEL TO CONSULTANT'S REQUIREMENTS
FL FLASHING
FR FIRE RESISTANCE
FT FLOOR TILES
FW FLOOR WASTE
G GLASS

GD GRATED DRAIN
GL GLASS LOUVRES
GP GRATED PIT - REFER TO HYDRAULIC DOCUMENTATION
GT GUTTER TRANSOM
GW GLASS WINDOW
HD HINGED DOOR
HP HIGH POINT
HR HANDRAIL
HYD HYDRAULIC
LVR LOUVER
LWL WALL LIGHT
MC METAL CLADDING
MDB MAIN DISTRIBUTION BOARD - REFER TO ELECTRICAL DOCUMENTATION
MECH MECHANICAL
M MIRROR
MRS METAL ROOF SHEETING
MWS METAL WALL SHEETING

OF OVERFLOW
PB PLASTERBOARD
PBA ACOUSTIC PLASTERBOARD
PBF FIRE RATED PLASTERBOARD
PBM MOISTURE RESISTANT PLASTERBOARD
PBP PERFORATED PLASTERBOARD
PC POLYCARBONATE SHEETING
PCT POWDERCOAT
PD PIVOT DOOR
PIN PINBOARD
PL PLASTIC LAMINATE
PRC PROTECTION - CORNER
PRD PROTECTION - DOOR
PRR PROTECTION - RAILS
PRW PROTECTION - WALL
PS POST - TIMBER
PT PAINT FINISH

PTD PAPER TOWEL DISPENSER
PTN PARTITION
RC REINFORCED CONCRETE
RCS RECONSTITUTED STONE
REF REFRIGERATOR
RF RUBBER FLOORING
RH RANGEHOOD
RL REDUCED LEVEL
RS ROLLER SHUTTER
RWC RECYCLED WASTE CUPBOARD
RWH RAIN WATER HEAD - ALSO REFER HYDRAULIC DOCUMENTATION
RWO RAIN WATER OUTLET - ALSO REFER HYDRAULIC DOCUMENTATION
RWT RAINWATER TANK
S SINK
SC STONE CLADDING
SD SLIDING DOOR
SG SMART GLASS

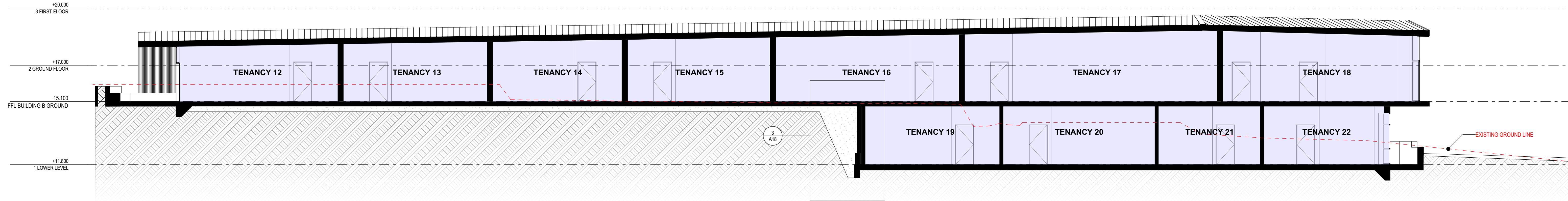
SH SHELF
SHR SHOWER
SHS SHOWER SCREEN
SJ SILICONE JOINT
SK SKIRTING
SKL SKYLIGHT
SMB SUB MAIN DISTRIBUTION BOARD - REFER TO ELECTRICAL DOCUMENTATION
SMP RAIN WATER SUMP
SN STAIR NOSING
SP SPANDREL PANEL
SPD SOAP DISPENSER
SPR SPRINKLER - ALSO REFER HYDRAULIC DOCUMENTATION
SS STAINLESS STEEL
SSD STAINLESS STEEL STRIP DRAIN
SSL STRUCTURAL SLAB LEVEL
ST STONE
SW STORMWATER

LEGEND

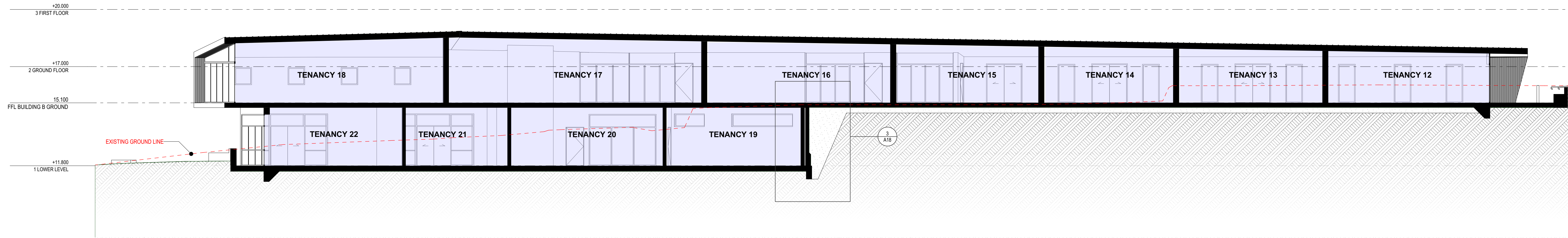
W1.05
D1.05

WINDOW MARKER
eg WINDOW / LEVEL 1 / WINDOW N° 05
DOOR MARKER
eg DOOR / LEVEL 1 / DOOR N° 05
EXISTING BOUNDARY FENCE
PROPOSED BOUNDARY FENCE (2100mm HIGH)

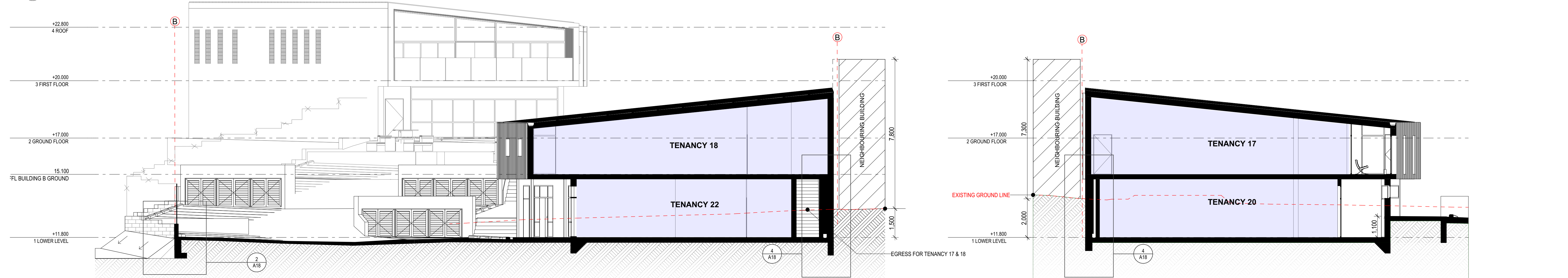
REVISION 2 UPDATES (01/12/23)
- BOUNDARY RETAINING WALL DETAILS SHOWN



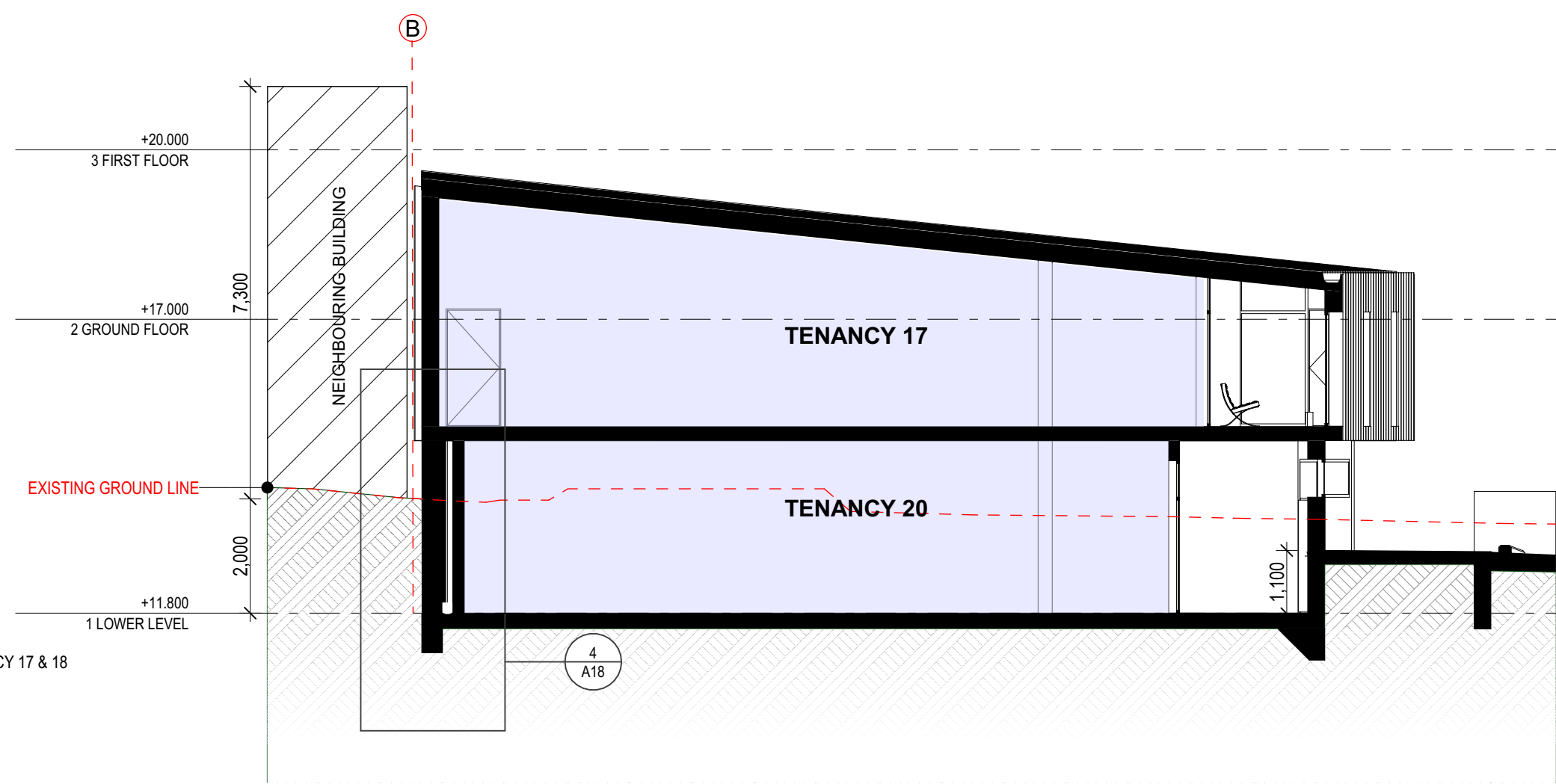
BUILDING B - SECTION A-A



BUILDING B - SECTION B-B



BUILDING B - SECTION C-C



BUILDING B - SECTION D-D

EJE ARCHITECTURE

ACN 002 912 843 | ABN 82 644 649 849
Nominated Architect - Bennett Collins
NSW Architects Registration No.4438
A 412 KING STREET NEWCASTLE NSW 2300 AUSTRALIA
P +61 2 4929 2353 | F +61 2 4929 2300 | E mail@eje.com.au | W www.eje.com.au

COMPLETION OF THE QUALITY ASSURANCE CHECKS IS VERIFICATION THAT THE DOCUMENT CONFORMS WITH THE REQUIREMENTS OF THE QUALITY PROJECT PLAN, WHERE THE QUALITY ASSURANCE CHECK IS INCOMPLETE THIS DOCUMENT IS PRELIMINARY FOR INFORMATION PURPOSES ONLY, OR SUCH PURPOSES AS STATED IN THE REVISION COLUMN.

THE IDEAS, INFORMATION AND CONCEPTS CONTAINED IN THIS DOCUMENT ARE THE PROPERTY OF EJE ARCHITECTURE. PHOTOCOPYING OR REPRODUCING THIS DOCUMENT AND PASSING IT ON TO OTHERS WITHOUT THE EXPRESS PERMISSION OF EJE ARCHITECTURE IS AN INFRINGEMENT OF COPYRIGHT. ©

0 25mm 100mm 200mm (ON ORIGINAL A1)

REV	DATE	COMMENTS
A	30/03/2023	ISSUE FOR CLIENT REVIEW
B	2/05/2023	ISSUE FOR CONSULTANTS
C	26/06/2023	PRELIMINARY ISSUE FOR DA
D	5/07/2023	ISSUE FOR DA
E	18/07/2023	ISSUE FOR DA
F	5/09/2023	RFI ISSUE FOR DISCUSSION
G	14/09/2023	ISSUE FOR DA - RFI REVISION 1
H	21/11/2023	ISSUE FOR INFORMATION
I	1/12/2023	ISSUE FOR DA - RFI REVISION 2

DRN	CHKD	VRFD
GVC	LJJ	BJC
LJJ	BJC	BJC
LJJ	BJC	BJC
LJJ	BJC	BJC
LJJ	BJC	BJC
LJJ	BJC	BJC
LJJ	BJC	BJC
LJJ	BJC	BJC
LJJ	BJC	BJC

PROJECT: METFORD MEDICAL

CLIENT: Metford Medical
395 Metford Road, METFORD
NSW, 2323

SITE: 412 KING STREET, NEWCASTLE,
NSW 2300

DRAWING: BUILDING B - SECTION A-A, B-B, C-C, D-D

WORK IN FIGURED DIMENSIONS IN PREFERENCE TO SCALE. CHECK DIMENSIONS AND LEVELS ON SITE PRIOR TO THE ORDERING OF MATERIALS OR THE COMPLETION OF WORKSHOP DRAWINGS. IF IN DOUBT ASK. REPORT ALL ERRORS AND OMISSIONS.

FILENAME: 14541-DA-MetfordMedical-231201.ph

DRAWN: LJJ DATE: 1/12/2023 SCALES @A1: 1:100

PROJECT No: 14541 DA PHASE: A16 DRAWING No: A16 REV: I

EJE architecture

ABBREVIATIONS

AC AIR CONDITIONING - REFER TO MECHANICAL DOCUMENTATION
ACP ALUMINIUM COMPOSITE PANEL
ACS SOLID SURFACE
ADJ ADJUSTABLE SHELF
AHD AUSTRALIAN HEIGHT DATUM
AL ALUMINIUM LOUVRE
ALB ALUMINIUM BATTEN
AP ACCESS PANEL
AS AUSTRALIAN STANDARD
BAL BALUSTRADE
BF BIFOLD DOOR
BH BULKHEAD
BLK CONCRETE BLOCKWORK
BOL BOLLARD
CAP CAPPING
CBG COLOUR-BACKED GLASS

CFC COMPRESSED FIBRE CEMENT
CJ CONSTRUCTION / CONTROL JOINT
CL CENTRE LINE
CLD CLADDING
COL COLUMN - REFER TO STRUCTURAL DOCUMENTATION
CONC CONCRETE
COS CONFIRM ON SITE
CPT CARPET
CR CEMENT RENDER
CRN CORNICE
DP DOWNPIPE - REFER TO HYDRAULIC DOCUMENTATION
DR DOOR
EDB ELECTRICAL DISTRIBUTION BOARD - REFER TO ELECTRICAL DOCUMENTATION
EF EXHAUST FAN
EG EAVES GUTTER - REFER TO HYDRAULIC DOCUMENTATION
EJ EXPANSION JOINT

ELP ELECTRICAL PLATE
EP EPOXY FLOORING
EQ EQUAL SPACING
FAB FABRIC / UPHOLSTERY
FAN CEILING FAN
FC FIBRE CEMENT SHEETING
FE FIRE EXTINGUISHER
FEL FINISHED FLOOR LEVEL
FG FIXED GLASS
FH FIRE HYDRANT - REFER TO HYDRAULIC DOCUMENTATION
FHR FIRE HOSE REEL - REFER TO HYDRAULIC DOCUMENTATION
FIP FIRE INDICATOR PANEL TO CONSULTANT'S REQUIREMENTS
FL FLASHING
FR FIRE RESISTANCE
FT FLOOR TILES
FW FLOOR WASTE
G GLASS

GD GRATED DRAIN
GL GLASS LOUVRES
GP GRATED PIT - REFER TO HYDRAULIC DOCUMENTATION
GT GUTTER TRANSOM
GW GLASS WINDOW
HD HINGED DOOR
HP HIGH POINT
HR HANDRAIL
HYD HYDRAULIC
LVR LOUVRE
LWL WALL LIGHT
MC METAL CLADDING
MDB MAIN DISTRIBUTION BOARD - REFER TO ELECTRICAL DOCUMENTATION
MECH MECHANICAL
M MIRROR
MRS METAL ROOF SHEETING
MWS METAL WALL SHEETING

OF OVERFLOW
PB PLASTERBOARD
PBA ACOUSTIC PLASTERBOARD
PBF FIRE RATED PLASTERBOARD
PBM MOISTURE RESISTANT PLASTERBOARD
PBP PERFORATED PLASTERBOARD
PC POLYCARBONATE SHEETING
PCT POWDERCOAT
PD PIVOT DOOR
PIN PINBOARD
PL PLASTIC LAMINATE
RHC PROTECTION - CORNER
PRD PROTECTION - DOOR
PRR PROTECTION - RAILS
PRW PROTECTION - WALL
PS POST - TIMBER
PT PAINT FINISH

PTD PAPER TOWEL DISPENSER
PTN PARTITION
RC REINFORCED CONCRETE
RCS RECONSTITUTED STONE
REF REFRIGERATOR
RF RUBBER FLOORING
RH RANGEHOOD
RL REDUCED LEVEL
RS ROLLER SHUTTER
RWC RECYCLED WASTE CUPBOARD
RWH RAIN WATER HEAD - ALSO REFER HYDRAULIC DOCUMENTATION
RWO RAIN WATER OUTLET - ALSO REFER HYDRAULIC DOCUMENTATION
RWT RAINWATER TANK
S SINK
SC STONE CLADDING
SD SLIDING DOOR
SG SMART GLASS

SH SHELF
SHR SHOWER
SHS SHOWER SCREEN
SJ SILICONE JOINT
SK SKIRTING
SKL SKYLIGHT
SMB SUB MAIN DISTRIBUTION BOARD - REFER TO ELECTRICAL DOCUMENTATION
SMP RAIN WATER SUMP
SN STAIR NOSING
SP SPANDREL PANEL
SPD SOAP DISPENSER
SPR SPRINKLER - ALSO REFER HYDRAULIC DOCUMENTATION
SS STAINLESS STEEL
SSD STAINLESS STEEL STRIP DRAIN
SSL STRUCTURAL SLAB LEVEL
ST STONE
SW STORMWATER

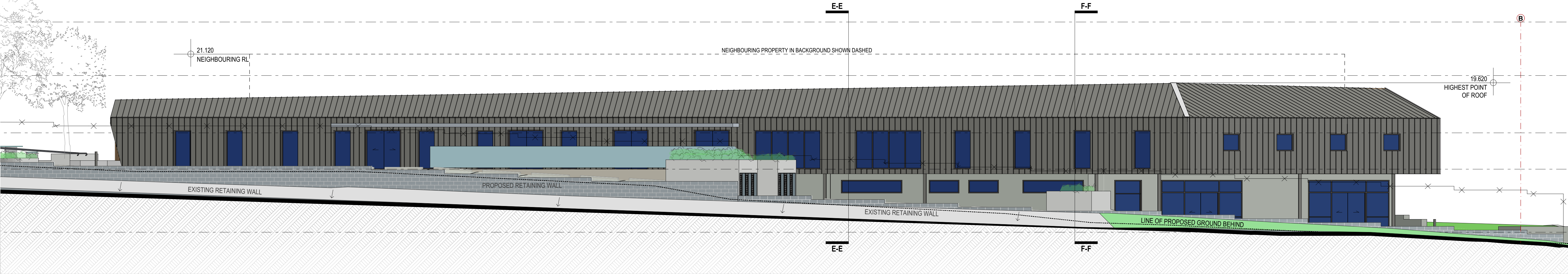
LEGEND

W1.05 WINDOW MARKER
eg WINDOW / LEVEL 1 / WINDOW N° 05
L1.05 LOUVRE MARKER
eg LOUVRE / LEVEL 1 / LOUVRE N° 05
D1.05 DOOR MARKER
eg DOOR / LEVEL 1 / DOOR N° 05
EXISTING / NEIGHBOURING BUILDINGS

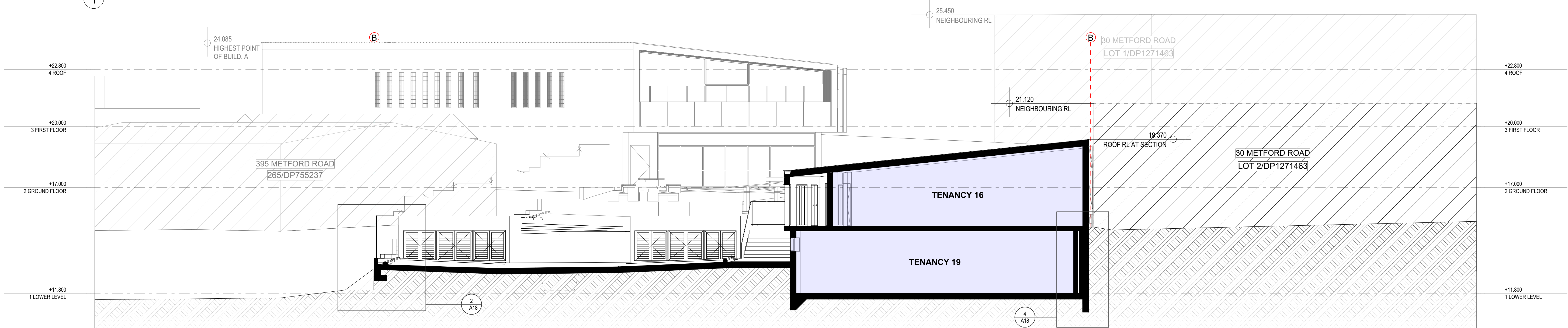
0.00 EXISTING RL
0.00 PROPOSED RL
EXISTING BOUNDARY FENCE
PROPOSED BOUNDARY FENCE

NOTE : STRUCTURAL
RETAINING WALLS &
CONTIGUOUS PILE WALLS
TO ENGINEERS DETAIL

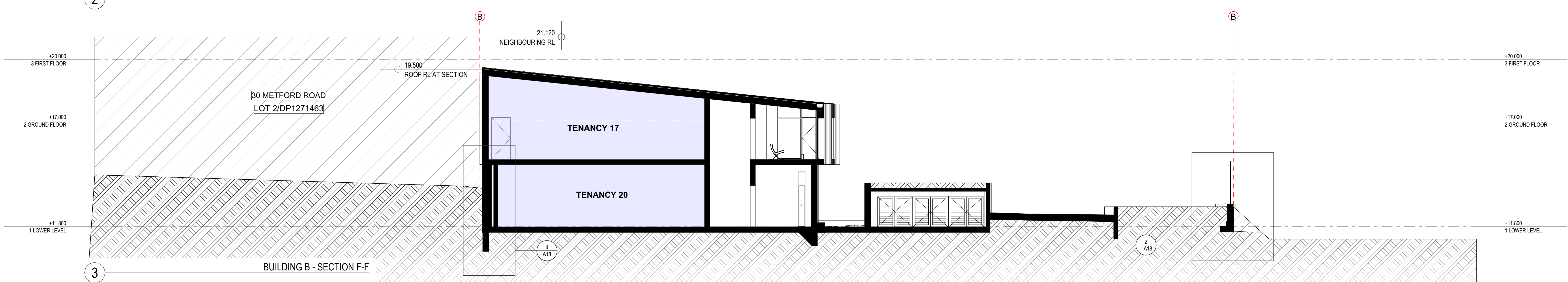
REVISION 2 UPDATES (01/12/23)
- BOUNDARY RETAINING WALL DETAILS SHOWN



BUILDING B - SECTION A-A



BUILDING B - SECTION E-E



BUILDING B - SECTION F-F

EJE ARCHITECTURE

ACN 002 912 843 | ABN 82 644 649 849
Nominated Architect - Bennett Collins
NSW Architects Registration No.4438
4 412 KING STREET NEWCASTLE NSW 2300 AUSTRALIA
P +61 2 4629 2363 | F +61 2 4629 2300 | E mail@eje.com.au | W www.eje.com.au

COMPLETION OF THE QUALITY ASSURANCE CHECKS IS VERIFICATION THAT THE DOCUMENT CONFORMS WITH THE REQUIREMENTS OF THE QUALITY PROJECT PLAN, WHERE THE QUALITY ASSURANCE CHECK IS INCOMPLETE THIS DOCUMENT IS PRELIMINARY FOR INFORMATION PURPOSES ONLY, OR SUCH PURPOSES AS STATED IN THE REVISION COLUMN.

THE IDEAS, INFORMATION AND CONCEPTS CONTAINED IN THIS DOCUMENT ARE THE PROPERTY OF EJE ARCHITECTURE. PHOTOCOPYING OR REPRODUCING THIS DOCUMENT AND PASSING IT ON TO OTHERS WITHOUT THE EXPRESS PERMISSION OF EJE ARCHITECTURE IS AN INFRINGEMENT OF COPYRIGHT. ©

0 25mm 100mm 200mm ON ORIGINAL A1

REV	DATE	COMMENTS
A	14/09/2023	ISSUE FOR DA - RFI REVISION 1
B	21/11/2023	ISSUE FOR INFORMATION
C	1/12/2023	ISSUE FOR DA - RFI REVISION 2

DRN	CHKD	VRFD
LJJ	BJC	BJC
LJJ	BJC	BJC
LJJ	BJC	BJC

PROJECT : METFORD MEDICAL

SITE : 412 KING STREET, NEWCASTLE, NSW 2300

WORK IN FIGURED DIMENSIONS IN PREFERENCE TO SCALE. CHECK DIMENSIONS AND LEVELS ON SITE PRIOR TO THE ORDERING OF MATERIALS OR THE COMPLETION OF WORKSHOP DRAWINGS. IF IN DOUBT ASK. REPORT ALL ERRORS AND OMISSIONS.

FILENAME : 14541-DA-MetfordMedical-231201.ph

DRAWN : DATE : SCALES @A1 :

LJJ 1/12/2023 1:100

CLIENT : Metford Medical
395 Metford Road, METFORD NSW, 2323

DRAWING : BUILDING B - ELEVATIONS & SECTIONS E-E, F-F

PROJECT No: 14541 DA
PHASE: DA
DRAWING No: A17

REV: C

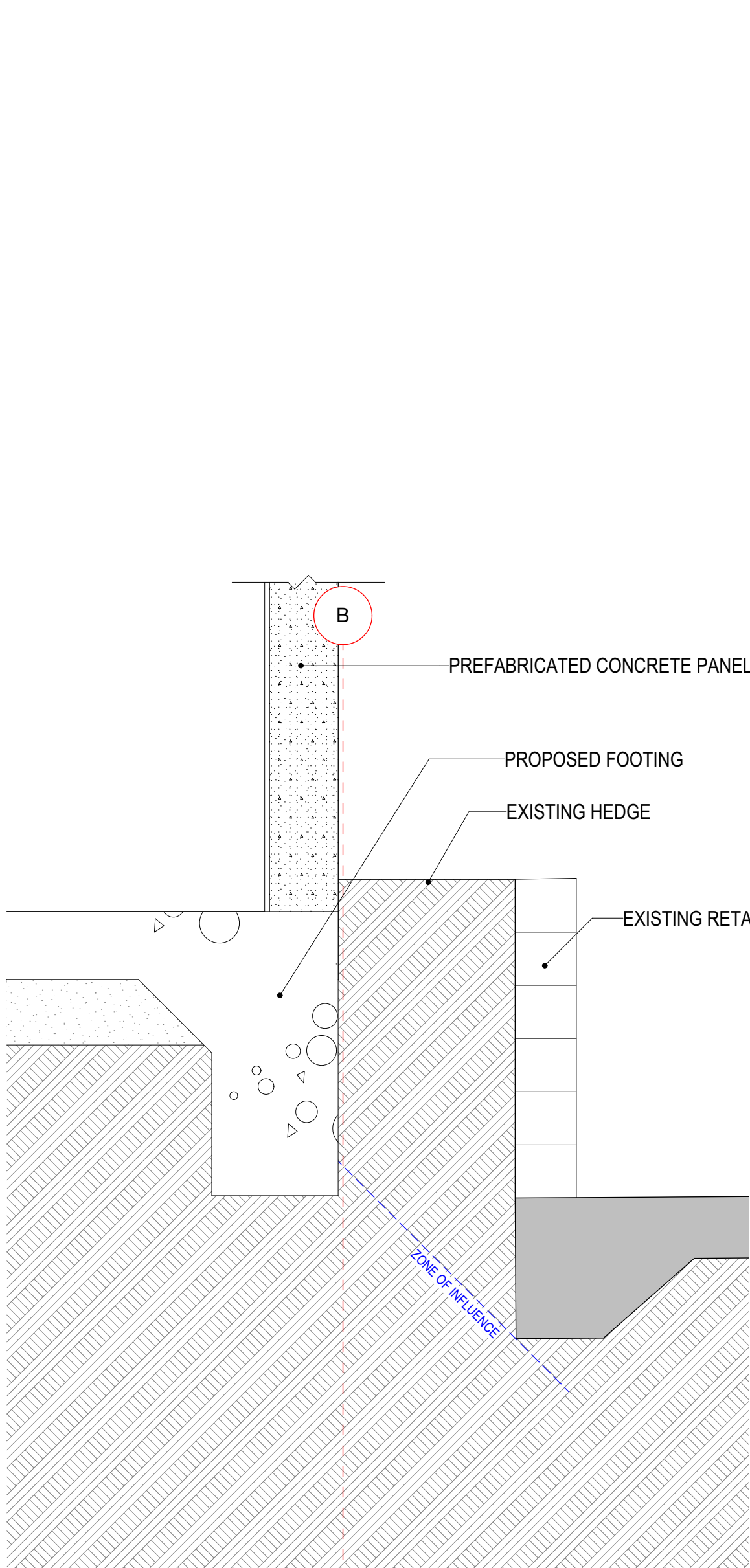
EJE architecture

ABBREVIATIONS

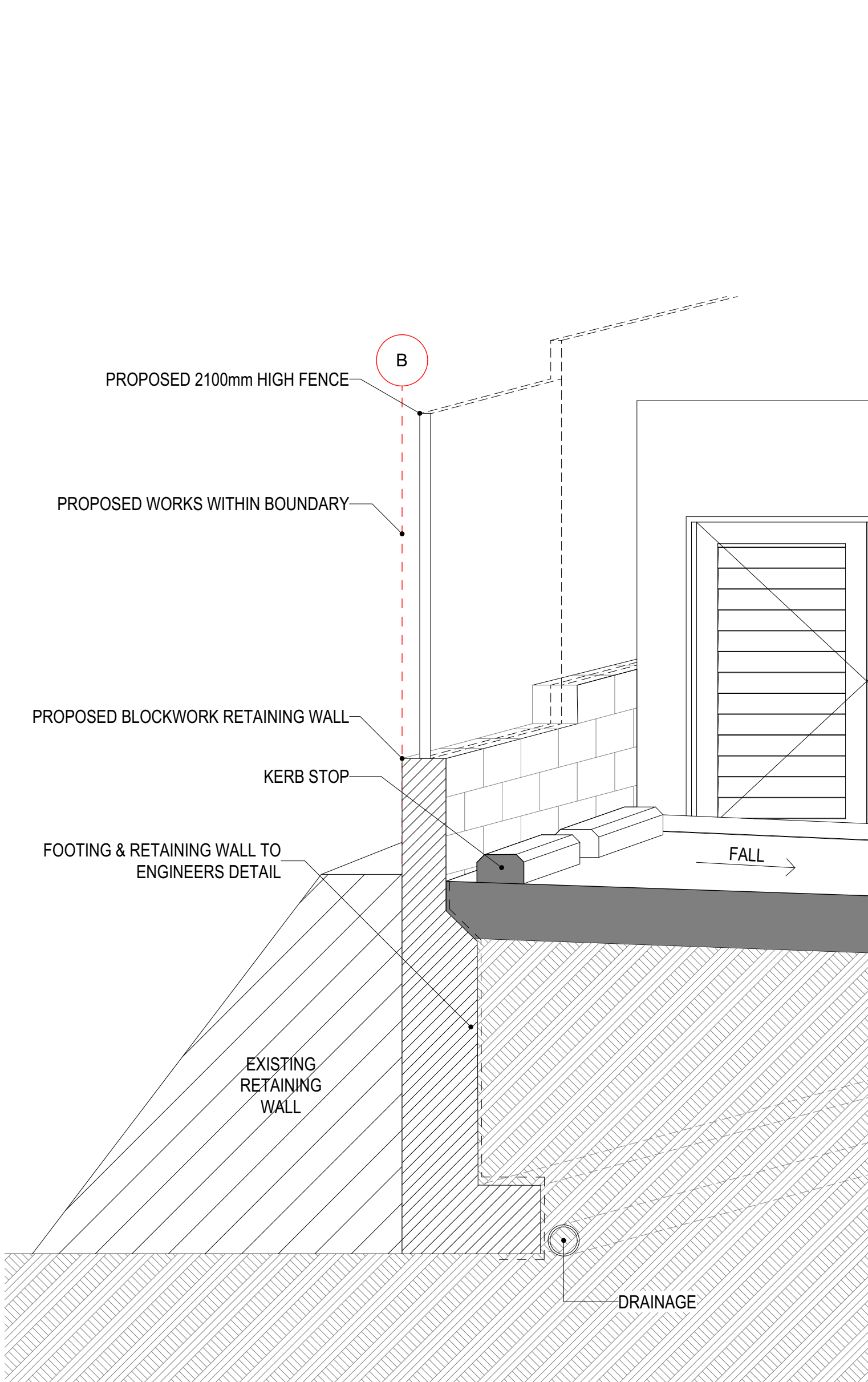
AC	AIR CONDITIONING - REFER TO MECHANICAL DOCUMENTATION	CFC	COMPRESSED FIBRE CEMENT	ELP	ELECTRICAL PLATE	OF	OVERFLOW	PTD	PAPER TOWEL DISPENSER	SH	SHELF
ACP	ALUMINIUM COMPOSITE PANEL	CJ	CONSTRUCTION / CONTROL JOINT	EP	EPOXY FLOORING	PB	PLASTERBOARD	PTN	PARTITION	SHR	SHOWER
ACS	SOLID SURFACE	CL	CENTRE LINE	EQ	EQUAL SPACING	PBA	ACOUSTIC PLASTERBOARD	RC	REINFORCED CONCRETE	SHS	SHOWER SCREEN
ADJ	ADJUSTABLE SHELF	CLD	CLADDING	FAB	FABRIC / UPHOLSTERY	PBF	FIRE RATED PLASTERBOARD	RCS	RECONSTITUTED STONE	SJ	SILICONE JOINT
AHD	AUSTRALIAN HEIGHT DATUM	COL	COLUMN - REFER TO STRUCTURAL DOCUMENTATION	FAN	FANILING FAN	PBM	MOISTURE RESISTANT PLASTERBOARD	REF	REFRIGERATOR	SK	SKIRTING
AL	ALUMINIUM LOUVRE	CONC	CONCRETE	FC	FIBRE CEMENT SHEETING	RF	RUBBER FLOORING	RH	RANGEHOOD	SKL	SKYLIGHT
ALB	ALUMINIUM BATTEN	COS	CONFIRM ON SITE	FE	FIRE EXTINGUISHER	PC	POLYCARBONATE SHEETING	RL	REDUCED LEVEL	SMD	SUB MAIN DISTRIBUTION BOARD - REFER TO ELECTRICAL DOCUMENTATION
ALS	VERTICAL ALUMINIUM SCREEN	CPC	COLORBOND PARAPET CAPPING	FFL	FINISHED FLOOR LEVEL	PCT	POWDERCOAT	RS	ROLLER SHUTTER	SMP	RAIN WATER SUMP
AP	ACCESS PANEL	CPT	CARPET	FG	FIXED GLASS	RD	PIVOT DOOR	RWC	RECYCLED WASTE CURBOARD	SN	STAIR NOSING
AS	AUSTRALIAN STANDARD	CR	CEMENT RENDER	FI	FIRE HYDRANT - REFER TO HYDRAULIC DOCUMENTATION	RIN	RAIN WATER INLET - ALSO REFER HYDRAULIC DOCUMENTATION	RWD	RAIN WATER OUTLET - ALSO REFER HYDRAULIC DOCUMENTATION	SP	SPANDREL PANEL
BAL	BALUSTRADE	CRN	CORNICE	HR	FIRE HOSE REEL - REFER TO HYDRAULIC DOCUMENTATION	PL	PLASTIC LAMINATE	RWT	RAIN WATER TANK	SFD	SOAP DISPENSER
BF	BIFOLD DOOR	DN	DOWNPIPE - REFER TO HYDRAULIC DOCUMENTATION	HYD	FIRE INDICATOR PANEL TO CONSULTANT'S REQUIREMENTS	PR	PROTECTION - CORNER	S	SINK	SFS	SPREADER - ALSO REFER HYDRAULIC DOCUMENTATION
BH	BULKHEAD	DR	DOOR	LVR	LOUVRE	PRD	PROTECTION - DOOR	SC	STONE CLADDING	SS	STAINLESS STEEL
BLK	CONCRETE BLOCKWORK	EDB	ELECTRICAL DISTRIBUTION BOARD - REFER TO ELECTRICAL DOCUMENTATION	LWL	WALL LIGHT	PRR	PROTECTION - RAILS	SD	SLIDING DOOR	SSD	STAINLESS STEEL STRIP DRAIN
BOL	BOLLARD	EF	EXHAUST FAN	M	METAL CLADDING	PS	POST - TIMBER	SG	SMART GLASS	SSL	STRUCTURAL SLAB LEVEL
CAP	CAPPING	EG	EAVES GUTTER - REFER TO HYDRAULIC DOCUMENTATION	MRS	METAL ROOF SHEETING	PT	PAINT FINISH			ST	STONE
CBG	COLOR-BACKED GLASS	EJ	EXPANSION JOINT	MWS	METAL WALL SHEETING					SW	STORMWATER

NOTE : STRUCTURAL RETAINING WALLS TO ENGINEERS DETAIL

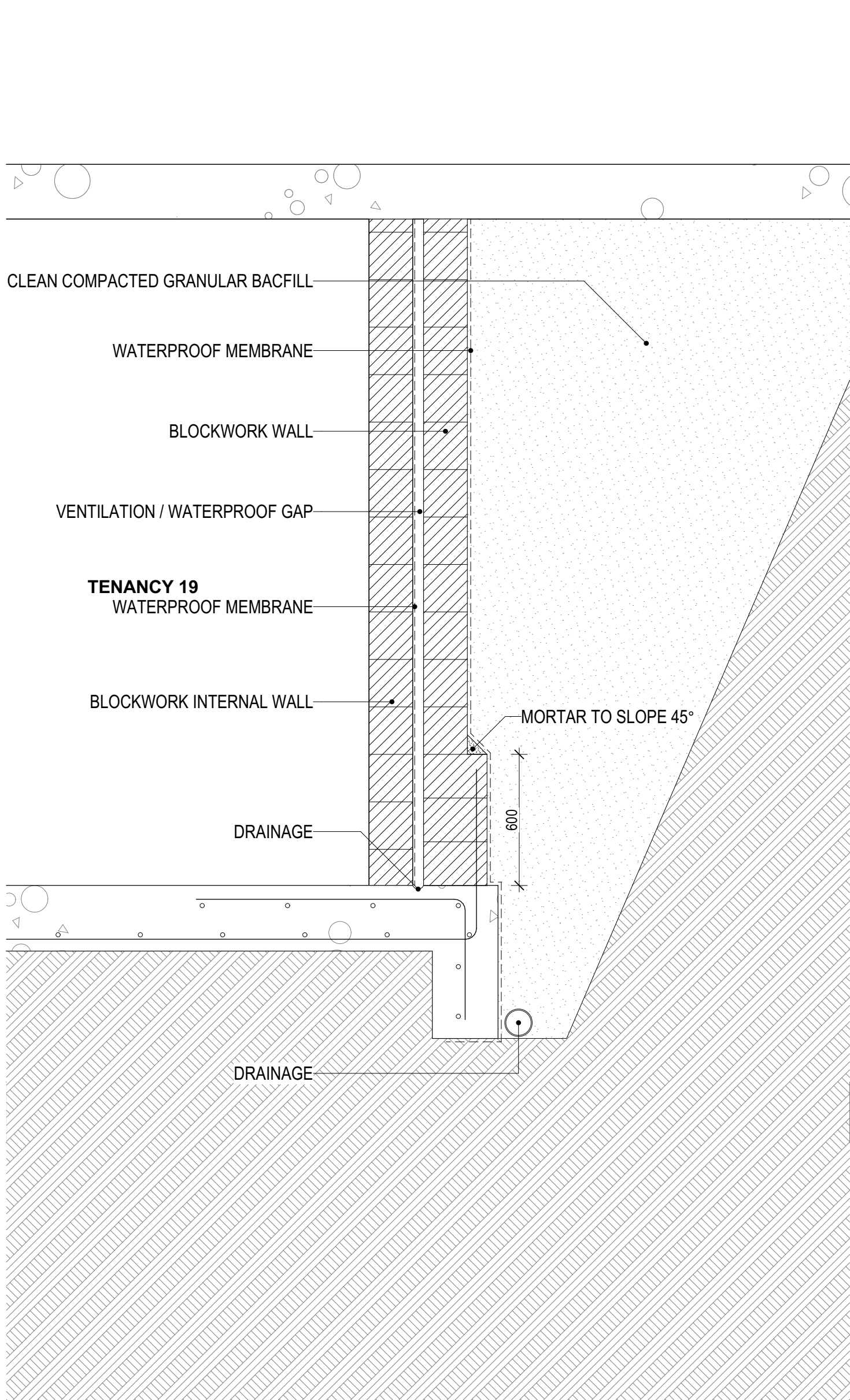
REVISION 2 UPDATES (01/12/23)
- RETAINING WALL DETAILS UPDATED & REFINED



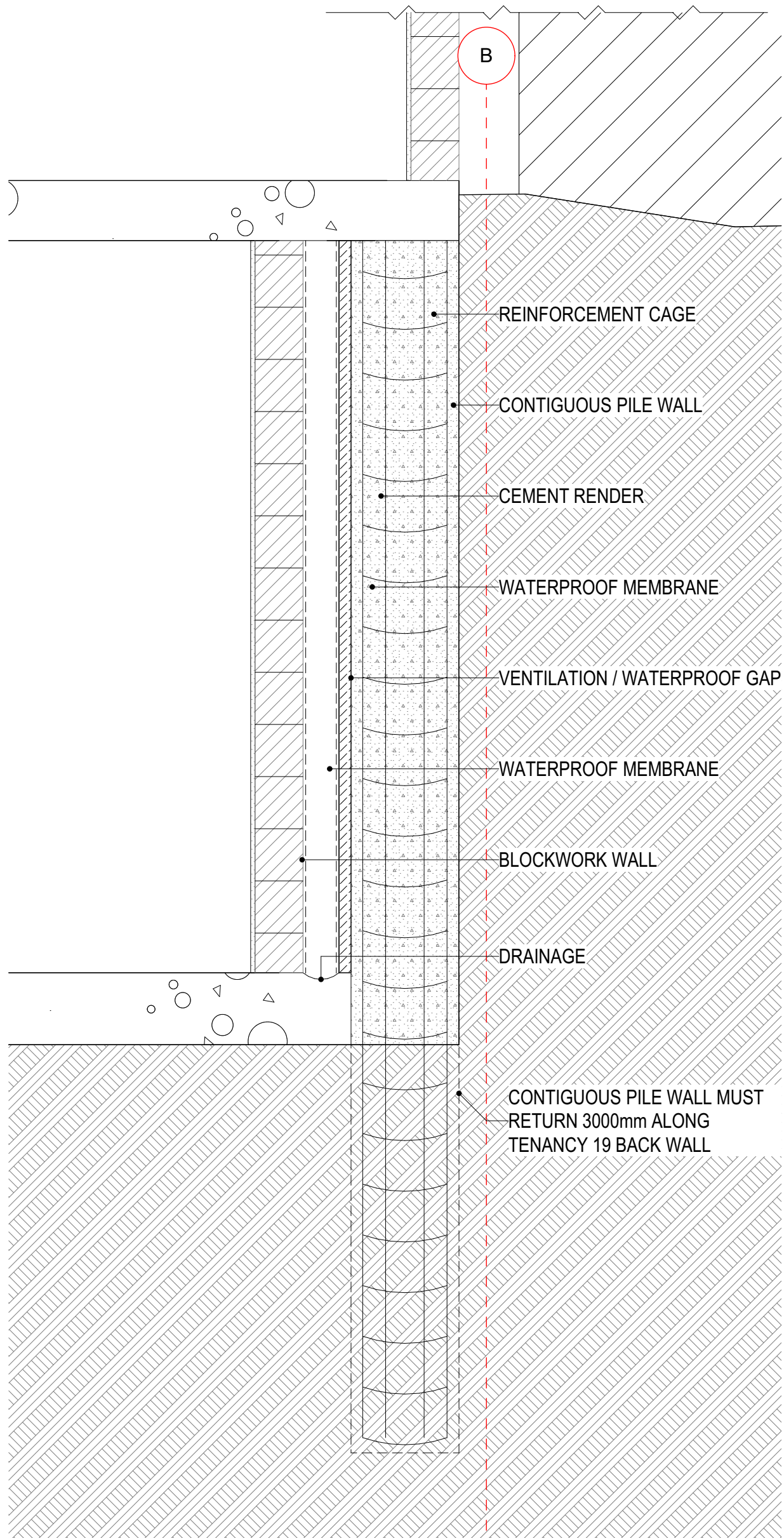
1 BUILDING A - RETAINING WALL DETAIL 01



2 NORTHERN BOUNDARY RETAINING WALL DETAIL 02



3 BUILDING B - RETAINING WALL DETAIL 03



4 BUILDING B - CONTIGUOUS PILE WALL DETAIL 04

EJE ARCHITECTURE

ACN 002 912 843 | ABN 82 644 649 849
Nominated Architect - Bennett Collins
NSW Architects Registration No.4438
A 412 KING STREET NEWCASTLE NSW 2300 AUSTRALIA
P +61 2 4929 2353 | F +61 2 4929 2300 | E mail@eje.com.au | W www.eje.com.au

COMPLETION OF THE QUALITY ASSURANCE CHECKS IS VERIFICATION THAT THE DOCUMENT CONFORMS WITH THE REQUIREMENTS OF THE QUALITY PROJECT PLAN, WHERE THE QUALITY ASSURANCE CHECK IS INCOMPLETE THIS DOCUMENT IS PRELIMINARY FOR INFORMATION PURPOSES ONLY, OR SUCH PURPOSES AS STATED IN THE REVISION COLUMN.

THE IDEAS, INFORMATION AND CONCEPTS CONTAINED IN THIS DOCUMENT ARE THE PROPERTY OF EJE ARCHITECTURE. PHOTOGRAPHING OR REPRODUCING THIS DOCUMENT AND PASSING IT ON TO OTHERS WITHOUT THE EXPRESS PERMISSION OF EJE ARCHITECTURE IS AN INFRINGEMENT OF COPYRIGHT. ©

0 25mm 100mm 200mm ON ORIGINAL A1

REV	DATE	COMMENTS
A	14/09/2023	ISSUE FOR DA - RFI REVISION 1
B	21/11/2023	ISSUE FOR INFORMATION
C	1/12/2023	ISSUE FOR DA - RFI REVISION 2

DRN	CHKD	VRFD
LJJ	BJC	BJC
LJJ	BJC	BJC
LJJ	BJC	BJC

PROJECT : METFORD MEDICAL

SITE : 412 KING STREET, NEWCASTLE, NSW 2300

WORK IN FIGURED DIMENSIONS IN PREFERENCE TO SCALE. CHECK DIMENSIONS AND LEVELS ON SITE PRIOR TO THE ORDERING OF MATERIALS OR THE COMPLETION OF WORKSHOP DRAWINGS. IF IN DOUBT ASK. REPORT ALL ERRORS AND OMISSIONS.

FILENAME : 14541-DA-MetfordMedical-231201.ph

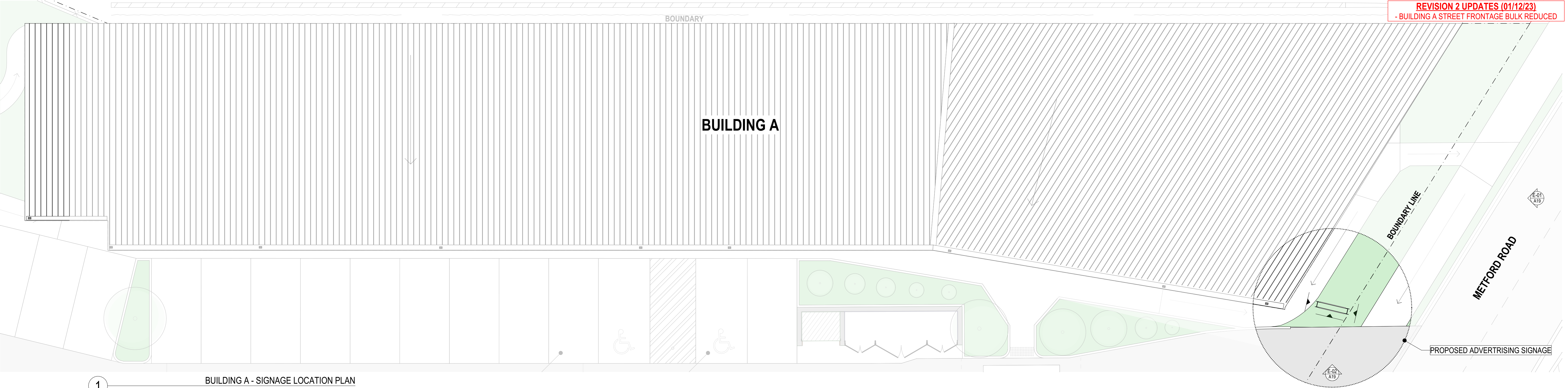
DRAWN : LJJ DATE : 1/12/2023 SCALES @A1 : 1:20

CLIENT : Metford Medical
395 Metford Road, METFORD NSW, 2323

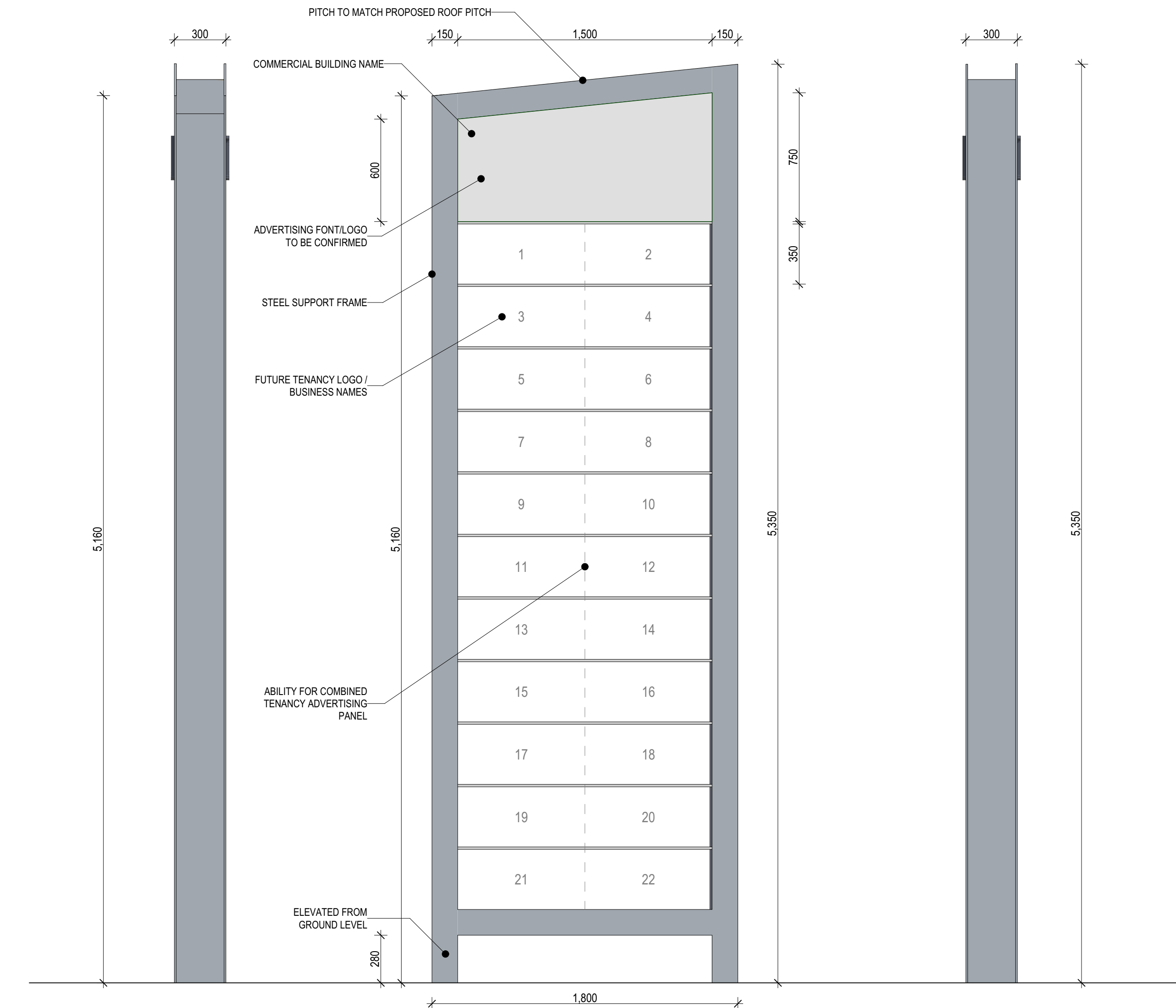
DRAWING : RETAINING WALL DETAILS

PROJECT No : 14541 DA PHASE : DA DRAWING No : A18 REV : C

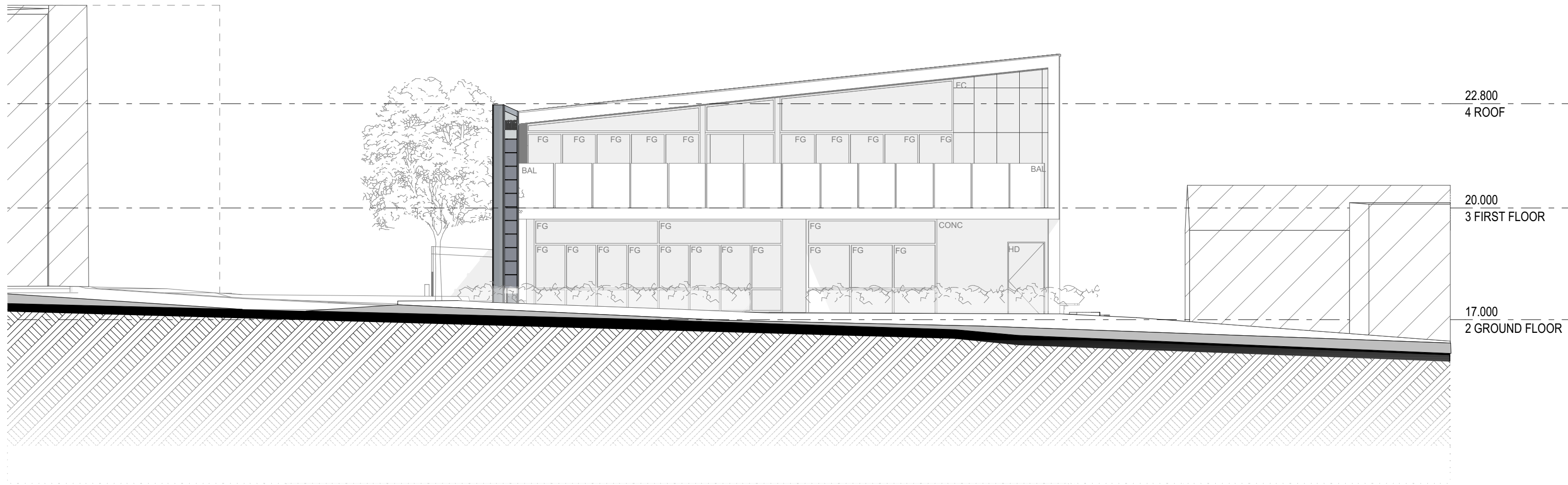




1 BUILDING A - SIGNAGE LOCATION PLAN



2 SIGNAGE ELEVATION DETAILS



3 E-01 - EASTERN SIGNAGE STREET ELEVATION



4 E-02 - SOUTHERN SIGNAGE STREET ELEVATION

EJE ARCHITECTURE

ACN 002 912 843 | ABN 82 644 649 849
Nominated Architect - Bennett Collins
NSW Architects Registration No.4438
A 412 KING STREET NEWCASTLE NSW 2300 AUSTRALIA
P +61 2 4629 2363 | F +61 2 4629 2300 | E mail@eje.com.au | W www.eje.com.au

COMPLETION OF THE QUALITY ASSURANCE CHECKS IS VERIFICATION THAT THE DOCUMENT CONFORMS WITH THE REQUIREMENTS OF THE QUALITY PROJECT PLAN, WHERE THE QUALITY ASSURANCE CHECK IS INCOMPLETE THIS DOCUMENT IS PRELIMINARY FOR INFORMATION PURPOSES ONLY, OR SUCH PURPOSES AS STATED IN THE REVISION COLUMN.

THE IDEAS, INFORMATION AND CONCEPTS CONTAINED IN THIS DOCUMENT ARE THE PROPERTY OF EJE ARCHITECTURE. PHOTOCOPYING OR REPRODUCING THIS DOCUMENT AND PASSING IT ON TO OTHERS WITHOUT THE EXPRESS PERMISSION OF EJE ARCHITECTURE IS AN INFRINGEMENT OF COPYRIGHT. ©

0 25mm 100mm 200mm ON ORIGINAL A1

REV	DATE	COMMENTS
01	14/09/2023	ISSUE FOR DA - RFI REVISION 1
B	1/12/2023	ISSUE FOR DA - RFI REVISION 2

DRN	CHKD	VRFD
LJJ	BJC	BJC
LJJ	BJC	BJC

PROJECT: METFORD MEDICAL

SITE: 412 KING STREET, NEWCASTLE, NSW 2300

WORK IN FIGURED DIMENSIONS IN PREFERENCE TO SCALE. CHECK DIMENSIONS AND LEVELS ON SITE PRIOR TO THE ORDERING OF MATERIALS OR THE COMPLETION OF WORKSHOP DRAWINGS. IF IN DOUBT ASK. REPORT ALL ERRORS AND OMISSIONS.

FILENAME: 14541-DA-MetfordMedical-231201.ph

DRAWN: DATE: SCALES @A1:

LJJ 1/12/2023 1:20, 1:100

CLIENT: Metford Medical
395 Metford Road, METFORD NSW, 2323

DRAWING: SIGNAGE PLAN

PROJECT No: 14541 DA PHASE: A19 DRAWING No: B REV: B



ABBREVIATIONS

AC AIR CONDITIONING - REFER TO MECHANICAL DOCUMENTATION
ACP ALUMINIUM COMPOSITE PANEL
ACS SOLID SURFACE
ADJ ADJUSTABLE SHELF
AHD AUSTRALIAN HEIGHT DATUM
AL ALUMINIUM LOUVER
ALB ALUMINIUM BATTEN
ALS VERTICAL ALUMINIUM SCREEN
AP ACCESS PANEL
AS AUSTRALIAN STANDARD
BAL BALUSTRADE
BF BIFOLD DOOR
BH BULKHEAD
BLK CONCRETE BLOCKWORK
BOL BOLLARD
CAP CAPPING
CBG COLOUR-BACKED GLASS

CFC COMPRESSED FIBRE CEMENT
CJ CONSTRUCTION / CONTROL JOINT
CL CENTRE LINE
CLD CLADDING
COL COLUMN - REFER TO STRUCTURAL DOCUMENTATION
CONC CONCRETE
COS CONFIRM ON SITE
CPC COLORBOND PARAPET CAPPING
CPT CARPET
CR CEMENT RENDER
CRN CORNICE
DP DOWNPIPE - REFER TO HYDRAULIC DOCUMENTATION
DR DOOR
EDB ELECTRICAL DISTRIBUTION BOARD - REFER TO ELECTRICAL DOCUMENTATION
EF EXHAUST FAN
EG EAVES GUTTER - REFER TO HYDRAULIC DOCUMENTATION
EJ EXPANSION JOINT

ELP ELECTRICAL PLATE
EP EPOXY FLOORING
EQ EQUAL SPACING
FAB FABRIC / UPHOLSTERY
FAN CEILING FAN
FC FIBRE CEMENT SHEETING
FE FIRE EXTINGUISHER
FEL FINISHED FLOOR LEVEL
FG FIXED GLASS
FH FIRE HYDRANT - REFER TO HYDRAULIC DOCUMENTATION
FHR FIRE HOSE REEL - REFER TO HYDRAULIC DOCUMENTATION
FIP FIRE INDICATOR PANEL TO CONSULTANTS REQUIREMENTS
FL FLASHING
FR FIRE RESISTANCE
FRT FLOOR TILES
FW FLOOR WASTE
G GLASS

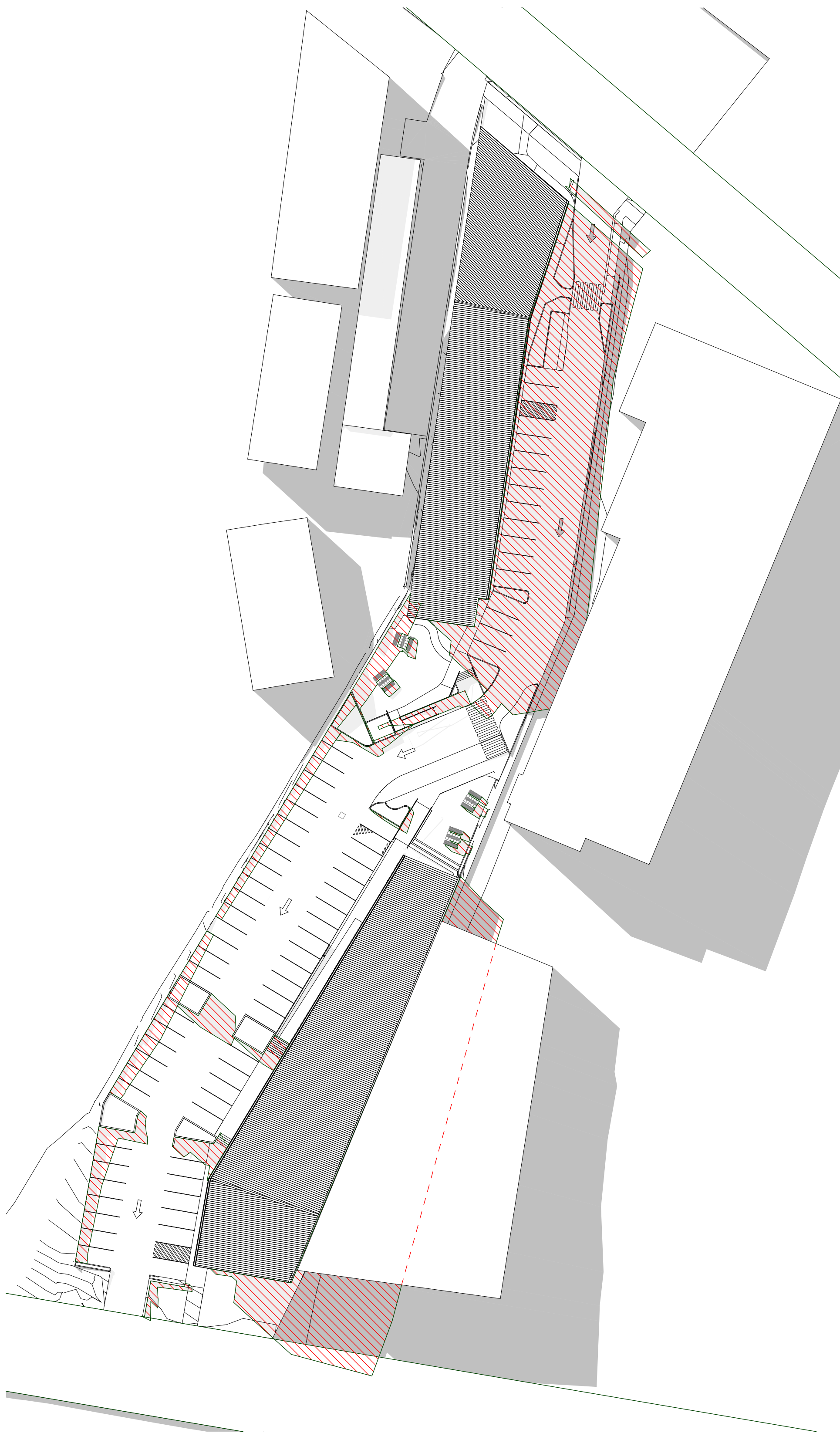
GD GRATED DRAIN
GL GLASS LOUVRES
GP GRATED PIT - REFER TO HYDRAULIC DOCUMENTATION
GT GUTTER TRANSOM
GW GLASS WINDOW
HD HINGED DOOR
HP HIGH POINT
HR HANDRAIL
HYD HYDRAULIC
LVR LOUVRE
LWL WALL LIGHT
MC METAL CLADDING
MDB MAIN DISTRIBUTION BOARD - REFER TO ELECTRICAL DOCUMENTATION
MECH MECHANICAL
M MIRROR
MRS METAL ROOF SHEETING
MWS METAL WALL SHEETING

OF OVERFLOW
PB PLASTERBOARD
PBA ACOUSTIC PLASTERBOARD
PBF FIRE RATED PLASTERBOARD
PBM MOISTURE RESISTANT PLASTERBOARD
PBP PERFORATED PLASTERBOARD
PC POLYCARBONATE SHEETING
PCT POWDERCOAT
PD PIVOT DOOR
PIN PINBOARD
PL PLASTIC LAMINATE
PRC PROTECTION - CORNER
PRD PROTECTION - DOOR
PRR PROTECTION - RAILS
PRW PROTECTION - WALL
PS POST - TIMBER
PT PAINT FINISH

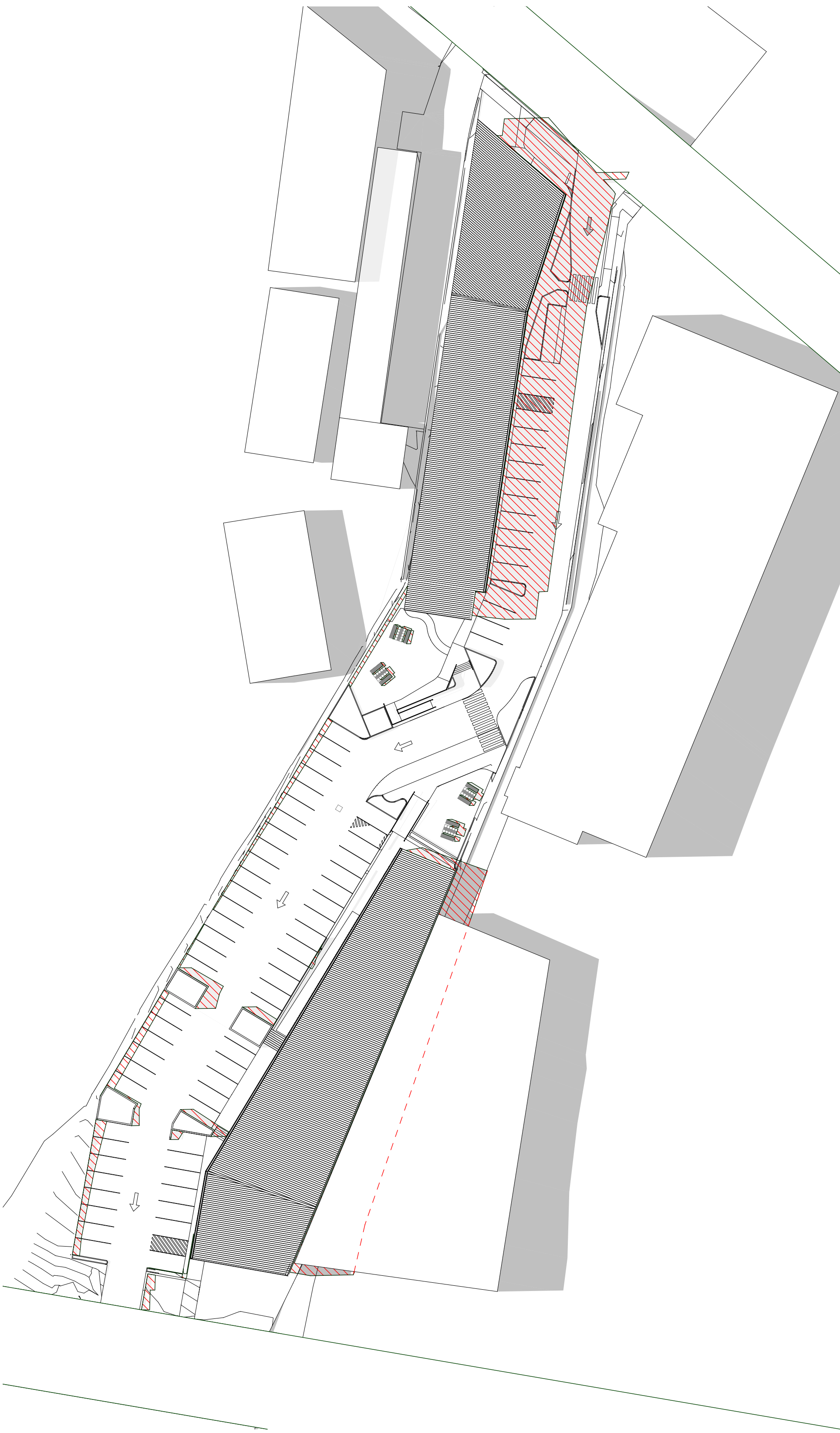
PTD PAPER TOWEL DISPENSER
PTN PARTITION
RC REINFORCED CONCRETE
RCS RECONSTITUTED STONE
REF REFRIGERATOR
RF RUBBER FLOORING
RH RANGEHOOD
RL REDUCED LEVEL
RS ROLLER SHUTTER
RWC RECYCLED WASTE CUPBOARD
RWH RAIN WATER HEAD - ALSO REFER HYDRAULIC DOCUMENTATION
RWO RAIN WATER OUTLET - ALSO REFER HYDRAULIC DOCUMENTATION
RWT RAINWATER TANK
S SINK
SC STONE CLADDING
SD SLIDING DOOR
SG SMART GLASS

SH SHELF
SHR SHOWER
SHS SHOWER SCREEN
SJ SILICONE JOINT
SK SKIRTING
SKL SKYLIGHT
SMB SUB MAIN DISTRIBUTION BOARD - REFER TO ELECTRICAL DOCUMENTATION
SMP RAIN WATER SUMP
SN STAIR NOSING
SP SPANDREL PANEL
SPD SOAP DISPENSER
SPR SPRINKLER - ALSO REFER HYDRAULIC DOCUMENTATION
SS STAINLESS STEEL
SSD STAINLESS STEEL STRIP DRAIN
SSL STRUCTURAL SLAB LEVEL
ST STONE
SW STORMWATER

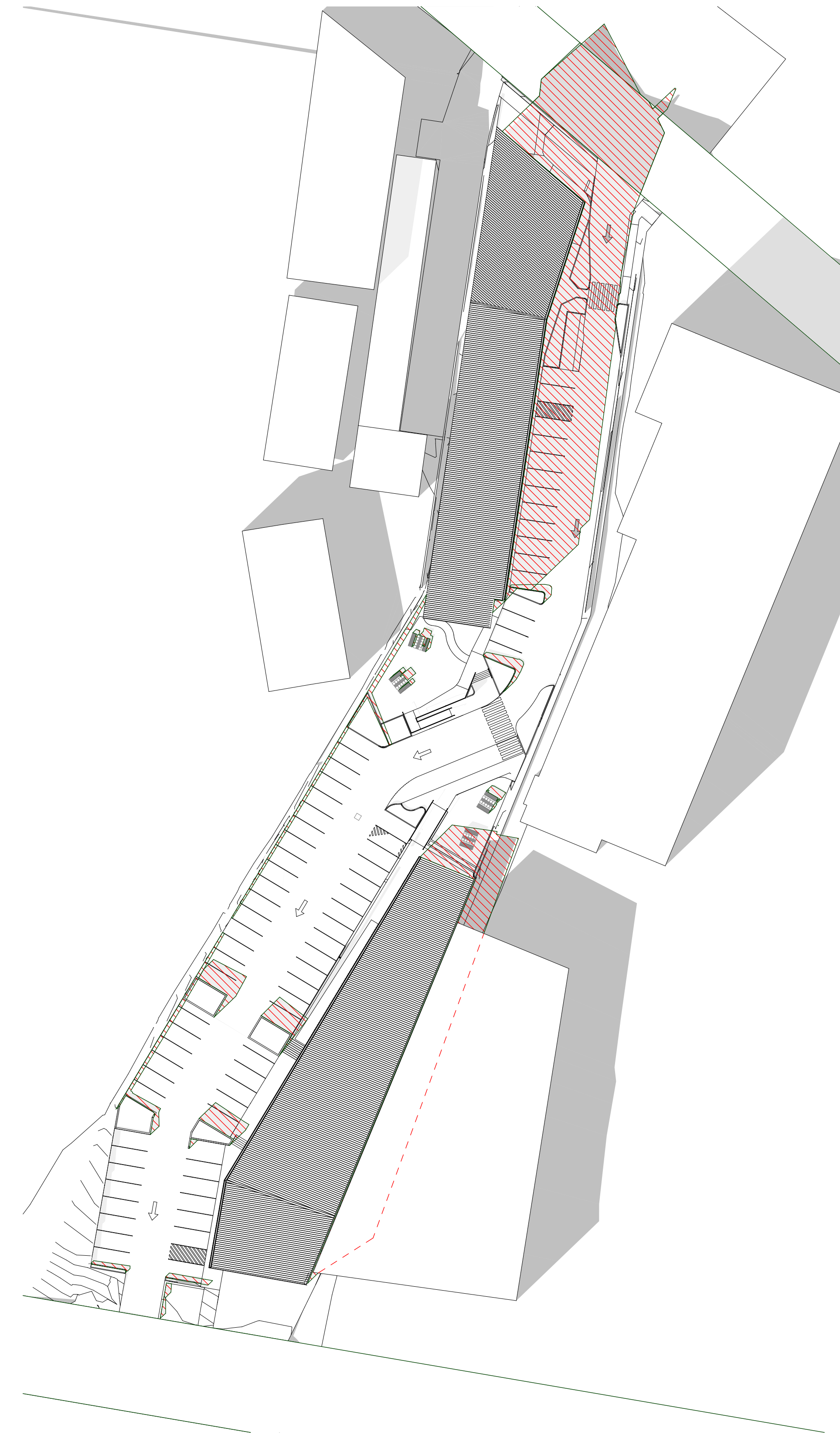
REVISION 2 UPDATES (01/12/23)
- BUILDING A STREET FRONTAGE BULK REDUCED



SHADOW DIAGRAM JUN-21-9AM



SHADOW DIAGRAM JUN-21-12PM



SHADOW DIAGRAM JUN-21-3PM

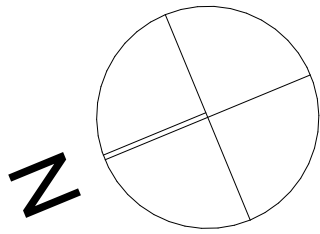
EJE ARCHITECTURE

ACN 002 912 843 | ABN 82 644 649 949
Nominated Architect - Bennett Collins
NSW Architects Registration No.4438
4 412 KING STREET NEWCASTLE NSW 2300 AUSTRALIA
P +61 2 4629 2353 | F +61 2 4629 2300 | E mail@eje.com.au | W www.eje.com.au

COMPLETION OF THE QUALITY ASSURANCE CHECKS IS VERIFICATION THAT THE DOCUMENT CONFORMS WITH THE REQUIREMENTS OF THE QUALITY PROJECT PLAN, WHERE THE QUALITY ASSURANCE CHECK IS INCOMPLETE THIS DOCUMENT IS PRELIMINARY FOR INFORMATION PURPOSES ONLY OR SUCH PURPOSES AS STATED IN THE REVISION COLUMN.

THE IDEAS, INFORMATION AND CONCEPTS CONTAINED IN THIS DOCUMENT ARE THE PROPERTY OF EJE ARCHITECTURE. PHOTOCOPYING OR REPRODUCING THIS DOCUMENT AND PASSING IT ONTO OTHERS WITHOUT THE EXPRESS PERMISSION OF EJE ARCHITECTURE IS AN INFRINGEMENT OF COPYRIGHT. ©

0 25mm 100mm 200mm ON ORIGINAL A1



REV	DATE	COMMENTS
A	30/03/2023	ISSUE FOR CLIENT REVIEW
B	2/05/2023	ISSUE FOR CONSULTANTS
C	26/06/2023	PRELIMINARY ISSUE FOR DA
D	5/07/2023	ISSUE FOR DA
E	18/07/2023	ISSUE FOR DA
F	14/09/2023	ISSUE FOR DA - RFI REVISION 1
G	1/12/2023	ISSUE FOR DA - RFI REVISION 2

DRN	CHKD	VRFD
GVC	LJJ	BJC
LJJ	BJC	BJC
LJJ	BJC	BJC
LJJ	BJC	BJC
LJJ	BJC	BJC
LJJ	BJC	BJC
LJJ	BJC	BJC

PROJECT : METFORD MEDICAL

CLIENT : Metford Medical
395 Metford Road, METFORD
NSW, 2323

SITE : 412 KING STREET, NEWCASTLE,
NSW 2300

DRAWING : SHADOW DIAGRAMS

WORK IN FIGURED DIMENSIONS IN PREFERENCE TO SCALE. CHECK DIMENSIONS AND LEVELS ON SITE PRIOR TO THE ORDERING OF MATERIALS OR THE COMPLETION OF WORKSHOP DRAWINGS. IF IN DOUBT ASK. REPORT ALL ERRORS AND OMISSIONS.

FILENAME : 14541-DA-MetfordMedical-231201.ph

DRAWN : LJJ
DATE : 1/12/2023
SCALE @A1 : 1:500

PROJECT No : 14541 DA
PHASE : DA
DRAWING No : A20
REV : G

REVISION 1 UPDATES (14/9/23)
- CENTRAL ACCESSWAY ADJUSTED TO ACCOMMODATE AMBULANCE/DELIVERIES

EJE architecture

ABBREVIATIONS

AC AIR CONDITIONING - REFER TO MECHANICAL DOCUMENTATION
ACP ALUMINIUM COMPOSITE PANEL
CS SOLID SURFACE
ADJ ADJUSTABLE SHELF
AHD AUSTRALIAN HEIGHT DATUM
AL ALUMINIUM LOUVRE
ALB ALUMINIUM BATTEN
AS VERTICAL ALUMINIUM SCREEN
AP ACCESS PANEL
AS AUSTRALIAN STANDARD
BP BALUSTRADE
BF BIFOLD DOOR
BH BULKHEAD
BLK CONCRETE BLOCKWORK
BOL BOLLARD
CAP CAPPING
CBG COLOUR-BACKED GLASS

CFC COMPRESSED FIBRE CEMENT
CJ ALUMINIUM COMPOSITE PANEL
CL CENTRE LINE
CLD CLADDING
COL COLUMN - REFER TO STRUCTURAL DOCUMENTATION
CONC CONCRETE
COS CONFIRM ON SITE
CPC COLORBOND PARAPET CAPPING
CPT CARPET
CR CEMENT RENDER
CRN CORNICE
DP DOWNPIPE - REFER TO HYDRAULIC DOCUMENTATION
DR DOOR
EDB ELECTRICAL DISTRIBUTION BOARD - REFER TO ELECTRICAL DOCUMENTATION
EF EXHAUST FAN
EG EAVES GUTTER - REFER TO HYDRAULIC DOCUMENTATION
EJ EXPANSION JOINT

ELP ELECTRICAL PLATE
EP EPOXY FLOORING
EQ EQUAL SPACING
EQ FABRIC / UPHOLSTERY
FAN FAN
FC FIBRE CEMENT SHEETING
FE FIRE EXTINGUISHER
FFL FINISHED FLOOR LEVEL
FG FIXED GLASS
FH FIRE HYDRANT - REFER TO HYDRAULIC DOCUMENTATION
FHR FIRE HOSE REEL - REFER TO HYDRAULIC DOCUMENTATION
FIP FIRE INDICATOR PANEL TO CONSULTANTS REQUIREMENTS
FL FLASHING
FR FIRE RESISTANCE
MECH MECHANICAL
M MIRROR
FT FLOOR TILES
FW FLOOR WASTE
G GLASS

GD GRATED DRAIN
GL GLASS LOUVRES
GP GRATED PIT - REFER TO HYDRAULIC DOCUMENTATION
GT GUTTER TRANSOM
GW GLASS WINDOW
HD HINGED DOOR
HP HIGH POINT
HR HANDRAIL
HYD HYDRAULIC
LVR LOUVRE
LWL WALL LIGHT
MC METAL CLADDING
MDB MAIN DISTRIBUTION BOARD - REFER TO ELECTRICAL DOCUMENTATION
MECH MECHANICAL
M MIRROR
MRS METAL ROOF SHEETING
MWS METAL WALL SHEETING

OF OVERFLOW
PB PLASTERBOARD
PBA ACOUSTIC PLASTERBOARD
PBF FIRE RATED PLASTERBOARD
PBM MOISTURE RESISTANT PLASTERBOARD
PBP PERFORATED PLASTERBOARD
PD PIVOT DOOR
PC POLYCARBONATE SHEETING
PCT POWDERCOAT
PS PIN
PL PLASTIC LAMINATE
PRC PROTECTION - CORNER
PRD PROTECTION - DOOR
PRR PROTECTION - RAILS
PRT PROTECTION - WALL
PS POST - TIMBER
PT PAINT FINISH

PTD PAPER TOWEL DISPENSER
PTN PARTITION
RC REINFORCED CONCRETE
RCS RECONSTITUTED STONE
REF REFRIGERATOR
RF RUBBER FLOORING
RH RANGEHOOD
RL REDUCED LEVEL
RS ROLLER SHUTTER
RWC RECYCLED WASTE CUPBOARD
RWH RAIN WATER HEAD - ALSO REFER HYDRAULIC DOCUMENTATION
RWO RAIN WATER OUTLET - ALSO REFER HYDRAULIC DOCUMENTATION
RWT RAINWATER TANK
S SINK
SC STONE CLADDING
SD SLIDING DOOR
SG SMART GLASS

SH SHELF
SHR SHOWER
SHS SHOWER SCREEN
SJ SILICONE JOINT
SK SKIRTING
SKL SKYLIGHT
SMB SUB MAIN DISTRIBUTION BOARD - REFER TO ELECTRICAL DOCUMENTATION
SMP RAIN WATER SUMP
SN STAIR NOSING
SP SPANDREL PANEL
SPD SOAP DISPENSER
SSD STAINLESS STEEL STRIP DRAIN
SS STAINLESS STEEL
SSL STRUCTURAL SLAB LEVEL
ST STONE
SW STORMWATER

LEGEND

W1.05
D1.05
EXISTING BOUNDARY FENCE
PROPOSED BOUNDARY FENCE (2100mm HIGH)

WINDOW MARKER
eg WINDOW / LEVEL 1 / WINDOW N° 05
DOOR MARKER
eg DOOR / LEVEL 1 / DOOR N° 05

View from Reveal Side											
Element ID	W0.01	W0.02	W0.03	W0.04	W0.05	W1.01	W1.02	W1.03	W1.04	W1.05	W1.06
NOMINAL W x H SIZE	9.685x2.700	3.240x0.675	1.600x0.675	1.600x0.675	3.240x0.675	1.020x1.780	1.020x1.780	1.020x1.780	1.020x1.780	1.020x1.780	1.020x1.780
LOCATION	BUILDING B	BUILDING B	BUILDING B	BUILDING B	BUILDING B	BUILDING A	BUILDING A	BUILDING A	BUILDING A	BUILDING A	BUILDING A
WINDOW TYPE	FIXED GLASS	FIXED GLASS	FIXED GLASS	FIXED GLASS	FIXED GLASS	FIXED GLASS	FIXED GLASS	FIXED GLASS	FIXED GLASS	FIXED GLASS	FIXED GLASS
GLASS TYPE	TINTED	TINTED	TINTED	TINTED	TINTED	FIRE RATED GLAZED BRICK	FIRE RATED GLAZED BRICK	FIRE RATED GLAZED BRICK	FIRE RATED GLAZED BRICK	FIRE RATED GLAZED BRICK	FIRE RATED GLAZED BRICK
FRAME TYPE	ALUMINIUM	ALUMINIUM	ALUMINIUM	ALUMINIUM	ALUMINIUM	STEEL - 2HR FRL	STEEL - 2HR FRL	STEEL - 2HR FRL	STEEL - 2HR FRL	STEEL - 2HR FRL	STEEL - 2HR FRL
FRAME FINISH	TBC	TBC	TBC	TBC	TBC	TBC	TBC	TBC	TBC	TBC	TBC
U-VALUE	3.60	3.60	3.60	3.60	3.60	TBC	TBC	TBC	TBC	TBC	TBC
SHGC	0.36	0.36	0.36	0.36	0.36	TBC	TBC	TBC	TBC	TBC	TBC
WINDOW COMMENTS						FIRE RATED -60/-	FIRE RATED -60/-	FIRE RATED -60/-	FIRE RATED -60/-	FIRE RATED -60/-	FIRE RATED -60/-

View from Reveal Side															
Element ID	W1.07	W1.08	W1.09	W1.10	W1.11	W1.12	W1.13	W1.14	W1.15	W1.16	W1.17	W1.18	W1.19	W1.20	W1.21
NOMINAL W x H SIZE	1.020x1.780	1.020x1.780	1.020x1.780	1.020x1.780	1.020x1.780	1.020x1.780	1.020x1.780	1.020x1.780	5.500x2.025	5.500x2.025	900x900	900x900	900x900	900x900	900x900
LOCATION	BUILDING A	BUILDING A	BUILDING A	BUILDING A	BUILDING A	BUILDING A	BUILDING A	BUILDING A	BUILDING A	BUILDING A	BUILDING A	BUILDING A	BUILDING A	BUILDING A	BUILDING A
WINDOW TYPE	FIXED GLASS	FIXED GLASS	FIXED GLASS	FIXED GLASS	FIXED GLASS	FIXED GLASS	FIXED GLASS	FIXED GLASS	FIXED GLASS	FIXED GLASS	FIXED GLASS	FIXED GLASS	FIXED GLASS	FIXED GLASS	FIXED GLASS
GLASS TYPE	FIRE RATED GLAZED BRICK	FIRE RATED GLAZED BRICK	FIRE RATED GLAZED BRICK	FIRE RATED GLAZED BRICK	FIRE RATED GLAZED BRICK	FIRE RATED GLAZED BRICK	FIRE RATED GLAZED BRICK	FIRE RATED GLAZED BRICK	TINTED	TINTED	TINTED	TINTED	TINTED	TINTED	TINTED
FRAME TYPE	STEEL - 2HR FRL	STEEL - 2HR FRL	STEEL - 2HR FRL	STEEL - 2HR FRL	STEEL - 2HR FRL	STEEL - 2HR FRL	STEEL - 2HR FRL	STEEL - 2HR FRL	ALUMINIUM	ALUMINIUM	ALUMINIUM	ALUMINIUM	ALUMINIUM	ALUMINIUM	ALUMINIUM
FRAME FINISH	TBC	TBC	TBC	TBC	TBC	TBC	TBC	TBC	TBC	TBC	TBC	TBC	TBC	TBC	TBC
U-VALUE	TBC	TBC	TBC	TBC	TBC	TBC	TBC	TBC	3.60	3.60	3.60	3.60	3.60	3.60	3.60
SHGC	TBC	TBC	TBC	TBC	TBC	TBC	TBC	TBC	0.36	0.36	0.36	0.36	0.36	0.36	0.36
WINDOW COMMENTS	FIRE RATED -60/-	FIRE RATED -60/-	FIRE RATED -60/-	FIRE RATED -60/-	FIRE RATED -60/-	FIRE RATED -60/-	FIRE RATED -60/-	FIRE RATED -60/-							

View from Reveal Side												
Element ID	W1.22	W1.23	W1.24	W1.25	W1.26	W1.27	W1.28	W1.29	W1.31	W1.32	W1.33	W1.34
NOMINAL W x H SIZE	4.500x2.400	900x900	900x900	900x900	900x900	900x900	900x900	900x900	3.780x2.025	3.780x2.025	3.785x1.070	2.160x1.290
LOCATION	BUILDING A	BUILDING A	BUILDING A	BUILDING A	BUILDING A	BUILDING A	BUILDING A	BUILDING A	BUILDING A	BUILDING A	BUILDING A	BUILDING A
WINDOW TYPE	FIXED GLASS	FIXED GLASS	FIXED GLASS	FIXED GLASS	FIXED GLASS	FIXED GLASS	FIXED GLASS	FIXED GLASS	FIXED GLASS	FIXED GLASS	FIXED GLASS	FIXED GLASS
GLASS TYPE	TINTED	TINTED	TINTED	TINTED	TINTED	TINTED	TINTED	TINTED	TINTED	TINTED	TINTED	TINTED
FRAME TYPE	ALUMINIUM	ALUMINIUM	ALUMINIUM	ALUMINIUM	ALUMINIUM	ALUMINIUM	ALUMINIUM	ALUMINIUM	ALUMINIUM	ALUMINIUM	ALUMINIUM	ALUMINIUM
FRAME FINISH	TBC	TBC	TBC	TBC	TBC	TBC	TBC	TBC	TBC	TBC	TBC	TBC
U-VALUE	3.60	3.60	3.60	3.60	3.60	3.60	3.60	3.60	3.60	3.60	3.60	3.60
SHGC	0.36	0.36	0.36	0.36	0.36	0.36	0.36	0.36	0.36	0.36	0.36	0.36
WINDOW COMMENTS												

EJE ARCHITECTURE

ACN 002 912 843 | ABN 82 644 649 849
Nominated Architect - Bennett Collins
NSW Architects Registration No.4438
4 412 KING STREET NEWCASTLE NSW 2300 AUSTRALIA
P +61 2 4629 2353 | F +61 2 4629 2300 | E mail@eye.com.au | W www.eye.com.au

COMPLETION OF THE QUALITY ASSURANCE CHECKS IS VERIFICATION THAT THE DOCUMENT CONFORMS WITH THE REQUIREMENTS OF THE QUALITY PROJECT PLAN, WHERE THE QUALITY ASSURANCE CHECK IS INCOMPLETE THIS DOCUMENT IS PRELIMINARY FOR INFORMATION PURPOSES ONLY, OR SUCH PURPOSES AS STATED IN THE REVISION COLUMN.

THE IDEAS, INFORMATION AND CONCEPTS CONTAINED IN THIS DOCUMENT ARE THE PROPERTY OF EJE ARCHITECTURE. PHOTOCOPYING OR REPRODUCING THIS DOCUMENT AND PASSING IT ONTO OTHERS WITHOUT THE EXPRESS PERMISSION OF EJE ARCHITECTURE IS AN INFRINGEMENT OF COPYRIGHT. ©

| REV | DATE | COMMENTS
A 26/06/2023 PRELIMINARY ISSUE FOR DA
B 5/07/2023 ISSUE FOR DA
C 18/07/2023 ISSUE FOR DA
D 1/12/2023 ISSUE FOR DA - RFI REVISION 2

| DRN | CHKD | VRFD |
LJJ BJC BJC
LJJ BJC BJC
LJJ BJC BJC
LJJ BJC BJC

PROJECT : METFORD MEDICAL

CLIENT : Metford Medical
395 Metford Road, METFORD
NSW, 2323

SITE : 412 KING STREET, NEWCASTLE,
NSW 2300

DRAWING : GLAZING SCHEDULE 01 (WINDOW)

WORK IN FIGURED DIMENSIONS IN PREFERENCE TO SCALE. CHECK DIMENSIONS AND LEVELS ON SITE PRIOR TO THE ORDERING OF MATERIALS OR THE COMPLETION OF WORKSHOP DRAWINGS. IF IN DOUBT ASK. REPORT ALL ERRORS AND OMISSIONS.

FILENAME : 14541-DA-MetfordMedical-231201.ph

DRAWN : DATE : SCALES @A1 :

LJJ 1/12/2023 1:50

PROJECT No : 14541 DA PHASE : A21 DRAWING No : D REV : D

EJE architecture

ABBREVIATIONS

AC AIR CONDITIONING - REFER TO MECHANICAL DOCUMENTATION
ACP ALUMINIUM COMPOSITE PANEL
CS SOLID SURFACE
ADJ ADJUSTABLE SHELF
AHD AUSTRALIAN HEIGHT DATUM
AL ALUMINIUM LOUVRE
ALB ALUMINIUM BATTEN
ALS VERTICAL ALUMINIUM SCREEN
AP ACCESS PANEL
AS AUSTRALIAN STANDARD
BAL BALUSTRADE
BF BIFOLD DOOR
BH BULKHEAD
BLK CONCRETE BLOCKWORK
BOL BOLLARD
CAP CAPPING
CBG COLOUR-BACKED GLASS

CFC COMPRESSED FIBRE CEMENT
CJ CONSTRUCTION / CONTROL JOINT
CL CENTRE LINE
CLD CLADDING
COL COLUMN - REFER TO STRUCTURAL DOCUMENTATION
CONC CONCRETE
COS CONFIRM ON SITE
CPC CARPET
CPT CEMENT RENDER
CRN CORNICE
DP DOWNPIPE - REFER TO HYDRAULIC DOCUMENTATION
DR DOOR
EDB ELECTRICAL DISTRIBUTION BOARD - REFER TO ELECTRICAL DOCUMENTATION
EF EXHAUST FAN
EG EAVES GUTTER - REFER TO HYDRAULIC DOCUMENTATION
EJ EXPANSION JOINT

ELP ELECTRICAL PLATE
EP EPOXY FLOORING
EQ EQUAL SPACING
FAB FABRIC / UPHOLSTERY
FAN FAN
FC FIBRE CEMENT SHEETING
FE FIRE EXTINGUISHER
FFL FINISHED FLOOR LEVEL
FG FIXED GLASS
FH FIRE HYDRANT - REFER TO HYDRAULIC DOCUMENTATION
FHR FIRE HOSE REEL - REFER TO HYDRAULIC DOCUMENTATION
FIP FIRE INDICATOR PANEL TO CONSULTANT'S REQUIREMENTS
FL FLASHING
FR FIRE RESISTANCE
FT FLOOR TILES
FW FLOOR WASTE
G GLASS

GD GRATED DRAIN
GL GLASS LOUVRES
GP GRATED PIT - REFER TO HYDRAULIC DOCUMENTATION
GT GUTTER TRANSOM
GW GLASS WINDOW
HD HINGED DOOR
HP HIGH POINT
HR HANDRAIL
HYD HYDRAULIC
LVR LOUVRE
LWL WALL LIGHT
MC METAL CLADDING
MDB MAIN DISTRIBUTION BOARD - REFER TO ELECTRICAL DOCUMENTATION
MECH MECHANICAL
M MIRROR
MRS METAL ROOF SHEETING
MWS METAL WALL SHEETING

OF OVERFLOW
PB PLASTERBOARD
PBA ACOUSTIC PLASTERBOARD
PBF FIRE RATED PLASTERBOARD
PBM MOISTURE RESISTANT PLASTERBOARD
PPF PERFORATED PLASTERBOARD
PC POLYCARBONATE SHEETING
PCT POWDERCOAT
PD PIVOT DOOR
PIN PINBOARD
PL PLASTIC LAMINATE
RWD RAIN WATER OUTLET - ALSO REFER HYDRAULIC DOCUMENTATION
PRD PROTECTION - DOOR
PRR PROTECTION - RAILS
PRW PROTECTION - WALL
PS POST - TIMBER
PT PAINT FINISH

PTD PAPER TOWEL DISPENSER
PTN PARTITION
RC REINFORCED CONCRETE
RCS RECONSTITUTED STONE
REF REFRIGERATOR
RF RUBBER FLOORING
RH RANGEHOOD
RL REDUCED LEVEL
RS ROLLER SHUTTER
RWC RECYCLED WASTE CUPBOARD
RWH RAIN WATER HEAD - ALSO REFER HYDRAULIC DOCUMENTATION
RWO RAIN WATER OUTLET - ALSO REFER HYDRAULIC DOCUMENTATION
RWT RAINWATER TANK
S SINK
SC STONE CLADDING
SD SLIDING DOOR
SG SMART GLASS

SH SHELF
SHR SHOWER
SHS SHOWER SCREEN
SJ SILICONE JOINT
SK SKIRTING
SKL SKYLIGHT
SMB SUB MAIN DISTRIBUTION BOARD - REFER TO ELECTRICAL DOCUMENTATION
SMP RAIN WATER SUMP
SN STAIR NOSING
SP SPANDREL PANEL
SPD SOAP DISPENSER
SPR SPRINKLER - ALSO REFER HYDRAULIC DOCUMENTATION
SS STAINLESS STEEL
SSD STAINLESS STEEL STRIP DRAIN
SSL STRUCTURAL SLAB LEVEL
ST STONE
SW STORMWATER

LEGEND

W1.05
D1.05



WINDOW MARKER
eg WINDOW / LEVEL 1 / WINDOW N° 05
DOOR MARKER
eg DOOR / LEVEL 1 / DOOR N° 05

EXISTING BOUNDARY FENCE
PROPOSED BOUNDARY FENCE (2100mm HIGH)

View from Reveal Side						
Element ID	W1.35	W1.36	W1.37	W1.38	WG.01	WG.02
NOMINAL W x H SIZE	3,785x1,700	5,500x1,441	2,210x932	5,500x719	3,520x2,700	7,877x2,500
LOCATION	BUILDING A	BUILDING A	BUILDING A	BUILDING A	BUILDING A	BUILDING A
WINDOW TYPE	FIXED GLASS	FIXED GLASS	FIXED GLASS	FIXED GLASS	FIXED GLASS	FIXED GLASS
GLASS TYPE	TINTED	TINTED	TINTED	TINTED	TINTED	TINTED
FRAME TYPE	ALUMINIUM	ALUMINIUM	ALUMINIUM	ALUMINIUM	ALUMINIUM	ALUMINIUM
FRAME FINISH	TBC	TBC	TBC	TBC	TBC	TBC
U-VALUE	3.60	3.60	3.60	3.60	3.60	3.60
SHGC	0.36	0.36	0.36	0.36	0.36	0.36
WINDOW COMMENTS						

View from Reveal Side														
Element ID	WG.03	WG.04	WG.05	WG.06	WG.07	WG.08	WG.09	WG.10	WG.11	WG.12	WG.13	WG.14	WG.15	WG.16
NOMINAL W x H SIZE	3,410x2,500	900x2,700	900x2,700	900x2,700	900x2,700	900x2,700	900x2,700	900x2,700	900x2,700	900x2,700	900x2,700	900x2,700	3,040x2,700	3,040x2,700
LOCATION	BUILDING A	BUILDING A	BUILDING A	BUILDING A	BUILDING A	BUILDING A	BUILDING A	BUILDING A	BUILDING A	BUILDING A	BUILDING A	BUILDING A	BUILDING A	BUILDING A
WINDOW TYPE	FIXED GLASS	FIXED GLASS	FIXED GLASS	FIXED GLASS	FIXED GLASS	FIXED GLASS	FIXED GLASS	FIXED GLASS	FIXED GLASS	FIXED GLASS	FIXED GLASS	FIXED GLASS	FIXED GLASS	FIXED GLASS
GLASS TYPE	TINTED	TINTED	TINTED	TINTED	TINTED	TINTED	TINTED	TINTED	TINTED	TINTED	TINTED	TINTED	TINTED	TINTED
FRAME TYPE	ALUMINIUM	ALUMINIUM	ALUMINIUM	ALUMINIUM	ALUMINIUM	ALUMINIUM	ALUMINIUM	ALUMINIUM	ALUMINIUM	ALUMINIUM	ALUMINIUM	ALUMINIUM	ALUMINIUM	ALUMINIUM
FRAME FINISH	TBC	TBC	TBC	TBC	TBC	TBC	TBC	TBC	TBC	TBC	TBC	TBC	TBC	TBC
U-VALUE	3.60	3.60	3.60	3.60	3.60	3.60	3.60	3.60	3.60	3.60	3.60	3.60	3.60	3.60
SHGC	0.36	0.36	0.36	0.36	0.36	0.36	0.36	0.36	0.36	0.36	0.36	0.36	0.36	0.36
WINDOW COMMENTS														

View from Reveal Side									
Element ID	WG.17	WG.18	WG.19	WG.20	WG.21	WG.22	WG.23	WG.24	WG.25
NOMINAL W x H SIZE	7,978x2,700	11,591x2,115	900x900	900x900	900x900	900x900	900x2,025	900x2,025	900x2,025
LOCATION	BUILDING A	BUILDING B	LOCATION	LOCATION	LOCATION	LOCATION	BUILDING B	BUILDING B	BUILDING B
WINDOW TYPE	FIXED GLASS	FIXED GLASS	FIXED GLASS	FIXED GLASS	FIXED GLASS	FIXED GLASS	FIXED GLASS	FIXED GLASS	FIXED GLASS
GLASS TYPE	TINTED	TINTED	TINTED	TINTED	TINTED	TINTED	TINTED	TINTED	TINTED
FRAME TYPE	ALUMINIUM	ALUMINIUM	ALUMINIUM	ALUMINIUM	ALUMINIUM	ALUMINIUM	ALUMINIUM	ALUMINIUM	ALUMINIUM
FRAME FINISH	TBC	TBC	TBC	TBC	TBC	TBC	TBC	TBC	TBC
U-VALUE	3.60	3.60	3.60	3.60	3.60	3.60	3.60	3.60	3.60
SHGC	0.36	0.36	0.36	0.36	0.36	0.36	0.36	0.36	0.36
WINDOW COMMENTS									

EJE ARCHITECTURE

ACN 002 912 843 | ABN 82 644 649 849
Nominated Architect - Bennett Collins
NSW Architects Registration No.4438
A 412 KING STREET NEWCASTLE NSW 2300 AUSTRALIA
P +61 2 4929 2353 | F +61 2 4929 2300 | E mail@eje.com.au | W www.eje.com.au

COMPLETION OF THE QUALITY ASSURANCE CHECKS IS VERIFICATION THAT THE DOCUMENT CONFORMS WITH THE REQUIREMENTS OF THE QUALITY PROJECT PLAN, WHERE THE QUALITY ASSURANCE CHECK IS INCOMPLETE THIS DOCUMENT IS PRELIMINARY FOR INFORMATION PURPOSES ONLY, OR SUCH PURPOSES AS STATED IN THE REVISION COLUMN.

THE IDEAS, INFORMATION AND CONCEPTS CONTAINED IN THIS DOCUMENT ARE THE PROPERTY OF EJE ARCHITECTURE. PHOTOCOPYING OR REPRODUCING THIS DOCUMENT AND PASSING IT ON TO OTHERS WITHOUT THE EXPRESS PERMISSION OF EJE ARCHITECTURE IS AN INFRINGEMENT OF COPYRIGHT. ©

REV	DATE	COMMENTS
A	26/06/2023	PRELIMINARY ISSUE FOR DA
B	5/07/2023	ISSUE FOR DA
C	18/07/2023	ISSUE FOR DA
D	1/12/2023	ISSUE FOR DA - RFI REVISION 2

DRN	CHKD	VRFD
LJJ	BJC	BJC
LJJ	BJC	BJC
LJJ	BJC	BJC
LJJ	BJC	BJC

PROJECT : METFORD MEDICAL

SITE : 412 KING STREET, NEWCASTLE, NSW 2300

WORK IN FIGURED DIMENSIONS IN PREFERENCE TO SCALE. CHECK DIMENSIONS AND LEVELS ON SITE PRIOR TO THE ORDERING OF MATERIALS OR THE COMPLETION OF WORKSHOP DRAWINGS. IF IN DOUBT ASK. REPORT ALL ERRORS AND OMISSIONS.

FILENAME : 14541-DA-MetfordMedical-231201.ph

DRAWN : DATE : SCALES @A1 :

LJJ 1/12/2023 1:50

CLIENT : Metford Medical
395 Metford Road, METFORD NSW, 2323

DRAWING : GLAZING SCHEDULE 02 (WINDOW)

PROJECT No : PHASE : DRAWING No : REV :
14541 DA A22 D

EJE architecture

0 25mm 100mm 200mm ON ORIGINAL A1

ABBREVIATIONS

AC AIR CONDITIONING - REFER TO MECHANICAL DOCUMENTATION
ACP ALUMINIUM COMPOSITE PANEL
ACS SOLID SURFACE
ADJ ADJUSTABLE SHELF
AHD AUSTRALIAN HEIGHT DATUM
AL ALUMINIUM LOUVER
ALB ALUMINIUM BATTEN
ALS VERTICAL ALUMINIUM SCREEN
AP ACCESS PANEL
AS AUSTRALIAN STANDARD
BAL BALUSTRADE
BF BIFOLD DOOR
BH BULKHEAD
BLK CONCRETE BLOCKWORK
BOL BOLLARD
CAP CAPPING
CBG COLOUR-BACKED GLASS

CFC COMPRESSED FIBRE CEMENT
CJ CONSTRUCTION / CONTROL JOINT
CL CENTRE LINE
CLD CLADDING
COL COLUMN - REFER TO STRUCTURAL DOCUMENTATION
CONC CONCRETE
COS CONFIRM ON SITE
CPC COLORBOND PARAPET CAPPING
CPT CARPET
CR CEMENT RENDER
CRN CORNICE
DP DOWNPIPE - REFER TO HYDRAULIC DOCUMENTATION
DR DOOR
EDB ELECTRICAL DISTRIBUTION BOARD - REFER TO ELECTRICAL DOCUMENTATION
EF EXHAUST FAN
EG EAVES GUTTER - REFER TO HYDRAULIC DOCUMENTATION
EJ EXPANSION JOINT

ELP ELECTRICAL PLATE
EP EPOXY FLOORING
EQ EQUAL SPACING
EQ FAB FABRIC / UPHOLSTERY
FAN CEILING FAN
FC FIBRE CEMENT SHEETING
FE FIRE EXTINGUISHER
FFL FINISHED FLOOR LEVEL
FG FIXED GLASS
HR HANDRAIL
HYD HYDRAULIC
LVR LOUVER
LWL WALL LIGHT
MC METAL CLADDING
MDB MAIN DISTRIBUTION BOARD - REFER TO ELECTRICAL DOCUMENTATION
MECH MECHANICAL
M MIRROR
MRS METAL ROOF SHEETING
MWS METAL WALL SHEETING

GD GRATED DRAIN
GL GLASS LOUVRES
GP GRATED PIT - REFER TO HYDRAULIC DOCUMENTATION
GT GUTTER TRANSOM
GW GLASS WINDOW
HD HINGED DOOR
HP HIGH POINT
HR HANDRAIL
HYD HYDRAULIC
LVR LOUVER
LWL WALL LIGHT
MC METAL CLADDING
MDB MAIN DISTRIBUTION BOARD - REFER TO ELECTRICAL DOCUMENTATION
MECH MECHANICAL
M MIRROR
MRS METAL ROOF SHEETING
MWS METAL WALL SHEETING

OF OVERFLOW
PB PLASTERBOARD
PBA ACOUSTIC PLASTERBOARD
PBF FIRE RATED PLASTERBOARD
PBM MOISTURE RESISTANT PLASTERBOARD
PBP PERFORATED PLASTERBOARD
PC POLYCARBONATE SHEETING
PCT POWDERCOAT
PD PIVOT DOOR
PIN PINBOARD
PL PLASTIC LAMINATE
PRC PROTECTION - CORNER
PRD PROTECTION - DOOR
PRR PROTECTION - RAILS
PRW PROTECTION - WALL
PS POST - TIMBER
PT PAINT FINISH

PTD PAPER TOWEL DISPENSER
PTN PARTITION
RC REINFORCED CONCRETE
RCS RECONSTITUTED STONE
REF REFRIGERATOR
RF RUBBER FLOORING
RH RANGEHOOD
RL REDUCED LEVEL
RS ROLLER SHUTTER
RWC RECYCLED WASTE CUPBOARD
RWH RAIN WATER HEAD - ALSO REFER HYDRAULIC DOCUMENTATION
RWO RAIN WATER OUTLET - ALSO REFER HYDRAULIC DOCUMENTATION
RWT RAINWATER TANK
S SINK
SC STONE CLADDING
SD SLIDING DOOR
SG SMART GLASS

SH SHELF
SHR SHOWER
SHS SHOWER SCREEN
SJ SILICONE JOINT
SK SKIRTING
SKL SKYLIGHT
SMB SUB MAIN DISTRIBUTION BOARD - REFER TO ELECTRICAL DOCUMENTATION
SMP RAIN WATER SUMP
SN STAIR NOSING
SP SPANDREL PANEL
SPD SOAP DISPENSER
SPR SPRINKLER - ALSO REFER HYDRAULIC DOCUMENTATION
SS STAINLESS STEEL
SSD STAINLESS STEEL STRIP DRAIN
SSL STRUCTURAL SLAB LEVEL
ST STONE
SW STORMWATER

LEGEND

W1.05

D1.05

EXISTING BOUNDARY FENCE

PROPOSED BOUNDARY FENCE (2100mm HIGH)

WINDOW MARKER
eg WINDOW / LEVEL 1 / WINDOW N° 05
DOOR MARKER
eg DOOR / LEVEL 1 / DOOR N° 05

View from Reveal Side												
Element ID	WG.26	WG.27	WG.28	WG.29	WG.30	WG.31	WG.32	WG.33	WG.34	WG.35	WG.36	WG.37
NOMINAL W x H SIZE	900x2,025	3,520x2,025	3,520x2,025	900x2,025	900x2,025	900x2,025	900x2,025	900x2,025	900x2,025	900x2,025	3,150x2,025	3,136x2,025
LOCATION	BUILDING B	BUILDING B	BUILDING B	BUILDING B	BUILDING B	BUILDING B	BUILDING B	BUILDING B	BUILDING B	BUILDING B	BUILDING B	BUILDING B
WINDOW TYPE	FIXED GLASS	FIXED GLASS	FIXED GLASS	FIXED GLASS	FIXED GLASS	FIXED GLASS	FIXED GLASS	FIXED GLASS	FIXED GLASS	FIXED GLASS	FIXED GLASS	FIXED GLASS
GLASS TYPE	TINTED	TINTED	TINTED	TINTED	TINTED	TINTED	TINTED	TINTED	TINTED	TINTED	TINTED	TINTED
FRAME TYPE	ALUMINIUM	ALUMINIUM	ALUMINIUM	ALUMINIUM	ALUMINIUM	ALUMINIUM	ALUMINIUM	ALUMINIUM	ALUMINIUM	ALUMINIUM	ALUMINIUM	ALUMINIUM
FRAME FINISH	TBC	TBC	TBC	TBC	TBC	TBC	TBC	TBC	TBC	TBC	TBC	TBC
U-VALUE	3.60	3.60	3.60	3.60	3.60	3.60	3.60	3.60	3.60	3.60	3.60	3.60
SHGC	0.36	0.36	0.36	0.36	TBC	0.36	0.36	0.36	0.36	0.36	0.36	0.36
WINDOW COMMENTS												

View from Reveal Side					
Element ID	WG.38	WG.39	WG.40	WG.41	WG.42
NOMINAL W x H SIZE	3,119x723	1,900x915	3,136x1,235	5,804x1,462	5,802x883
LOCATION	BUILDING B	BUILDING B	BUILDING B	BUILDING B	BUILDING B
WINDOW TYPE	FIXED GLASS	FIXED GLASS	FIXED GLASS	FIXED GLASS	FIXED GLASS
GLASS TYPE	TINTED	TINTED	TINTED	TINTED	TINTED
FRAME TYPE	ALUMINIUM	ALUMINIUM	ALUMINIUM	ALUMINIUM	ALUMINIUM
FRAME FINISH	TBC	TBC	TBC	TBC	TBC
U-VALUE	3.60	3.60	3.60	3.60	3.60
SHGC	0.36	0.36	0.36	0.36	0.36
WINDOW COMMENTS					

EJE ARCHITECTURE

ACN 002 912 843 | ABN 82 644 649 849
Nominated Architect - Bennett Collins
NSW Architects Registration No.4438
A 412 KING STREET NEWCASTLE NSW 2300 AUSTRALIA
P +61 2 4929 2353 | F +61 2 4929 2300 | E mail@ejey.com.au | W www.eje.com.au

COMPLETION OF THE QUALITY ASSURANCE CHECKS IS VERIFICATION THAT THE DOCUMENT CONFORMS WITH THE REQUIREMENTS OF THE QUALITY PROJECT PLAN, WHERE THE QUALITY ASSURANCE CHECK IS INCOMPLETE THIS DOCUMENT IS PRELIMINARY FOR INFORMATION PURPOSES ONLY, OR SUCH PURPOSES AS STATED IN THE REVISION COLUMN.

THE IDEAS, INFORMATION AND CONCEPTS CONTAINED IN THIS DOCUMENT ARE THE PROPERTY OF EJE ARCHITECTURE. PHOTOCOPYING OR REPRODUCING THIS DOCUMENT AND PASSING IT ONTO OTHERS WITHOUT THE EXPRESS PERMISSION OF EJE ARCHITECTURE IS AN INFRINGEMENT OF COPYRIGHT. ©

0 25mm 100mm 200mm (N ORIGINAL A1)

REV	DATE	COMMENTS
A	26/06/2023	PRELIMINARY ISSUE FOR DA
B	5/07/2023	ISSUE FOR DA
C	18/07/2023	ISSUE FOR DA
D	1/12/2023	ISSUE FOR DA - RFI REVISION 2

DRN	CHKD	VRFD
LJJ	BJC	BJC
LJJ	BJC	BJC
LJJ	BJC	BJC
LJJ	BJC	BJC

PROJECT : METFORD MEDICAL

SITE : 412 KING STREET, NEWCASTLE, NSW 2300

WORK IN FIGURED DIMENSIONS IN PREFERENCE TO SCALE. CHECK DIMENSIONS AND LEVELS ON SITE PRIOR TO THE ORDERING OF MATERIALS OR THE COMPLETION OF WORKSHOP DRAWINGS. IF IN DOUBT ASK. REPORT ALL ERRORS AND OMISSIONS.

FILENAME : 14541-DA-MetfordMedical-231201.ph

DRAWN : DATE : SCALES @A1 :

LJJ 1/12/2023 1:50

CLIENT : Metford Medical
395 Metford Road, METFORD NSW, 2323

DRAWING : GLAZING SCHEDULE 03 (WINDOW)

PROJECT No : PHASE : DRAWING No : REV :
14541 DA A23 D



ABBREVIATIONS

AC AIR CONDITIONING - REFER TO MECHANICAL DOCUMENTATION
ACP ALUMINIUM COMPOSITE PANEL
ACS SOLID SURFACE
ADJ ADJUSTABLE SHELF
AHD AUSTRALIAN HEIGHT DATUM
AL ALUMINIUM LOUVER
ALB ALUMINIUM BATTEN
AS AUSTRALIAN STANDARD
BAL BALUSTRADE
BF BIFOLD DOOR
BH BULKHEAD
BLK CONCRETE BLOCKWORK
BOL BOLLARD
CAP CAPPING
CBG COLOUR-BACKED GLASS

CFC COMPRESSED FIBRE CEMENT
CJ CONSTRUCTION / CONTROL JOINT
CL CENTRE LINE
CLD CLADDING
COL COLUMN - REFER TO STRUCTURAL DOCUMENTATION
CONC CONCRETE
COS CONFIRM ON SITE
CPC COLORBOND PARAPET CAPPING
CPT CARPET
CR CEMENT RENDER
CRN CORNICE
DP DOWNPIPE - REFER TO HYDRAULIC DOCUMENTATION
DR DOOR
EDB ELECTRICAL DISTRIBUTION BOARD - REFER TO ELECTRICAL DOCUMENTATION
EF EXHAUST FAN
EG EAVES GUTTER - REFER TO HYDRAULIC DOCUMENTATION
EJ EXPANSION JOINT

ELP ELECTRICAL PLATE
EP EPOXY FLOORING
EQ EQUAL SPACING
FAB FABRIC / UPHOLSTERY
FAN CEILING FAN
FC FIBRE CEMENT SHEETING
FE FIRE EXTINGUISHER
FFL FINISHED FLOOR LEVEL
FG FIXED GLASS
FH FIRE HYDRANT - REFER TO HYDRAULIC DOCUMENTATION
FHR FIRE HOSE REEL - REFER TO HYDRAULIC DOCUMENTATION
FIP FIRE INDICATOR PANEL TO CONSULTANT'S REQUIREMENTS
FL FLASHING
FR FIRE RESISTANCE
M MECHANICAL
MI MIRROR
MRS METAL ROOF SHEETING
MWS METAL WALL SHEETING

GD GRATED DRAIN
GL GLASS LOUVRES
GP GRATED PIT - REFER TO HYDRAULIC DOCUMENTATION
GT GUTTER TRANSOM
GW GLASS WINDOW
HD HINGED DOOR
HP HIGH POINT
HR HANDRAIL
HYD HYDRAULIC
LVR LOUVER
LWL WALL LIGHT
MC METAL CLADDING
MDB MAIN DISTRIBUTION BOARD - REFER TO ELECTRICAL DOCUMENTATION
MECH MECHANICAL
M MIRROR
MRS METAL ROOF SHEETING
MWS METAL WALL SHEETING

OF OVERFLOW
PB PLASTERBOARD
PBA ACOUSTIC PLASTERBOARD
PBF FIRE RATED PLASTERBOARD
PBM MOISTURE RESISTANT PLASTERBOARD
PBP PERFORATED PLASTERBOARD
PC POLYCARBONATE SHEETING
PCT POWDERCOAT
PD PIVOT DOOR
PIN PINBOARD
PL PLASTIC LAMINATE
PRC PROTECTION - CORNER
PRD PROTECTION - DOOR
PRR PROTECTION - RAILS
PRW PROTECTION - WALL
PS POST - TIMBER
PT PAINT FINISH

PTD PAPER TOWEL DISPENSER
PTN PARTITION
RC REINFORCED CONCRETE
RCS RECONSTITUTED STONE
REF REFRIGERATOR
RF RUBBER FLOORING
RH RANGEHOOD
RL REDUCED LEVEL
RS ROLLER SHUTTER
RWC RECYCLED WASTE CURBOARD
RWH RAIN WATER HEAD - ALSO REFER HYDRAULIC DOCUMENTATION
RWO RAIN WATER OUTLET - ALSO REFER HYDRAULIC DOCUMENTATION
RWT RAINWATER TANK
S SINK
SC STONE CLADDING
SD SLIDING DOOR
SG SMART GLASS

SH SHELF
SHR SHOWER
SHS SHOWER SCREEN
SJ SILICONE JOINT
SK SKIRTING
SKL SKYLIGHT
SMB SUB MAIN DISTRIBUTION BOARD - REFER TO ELECTRICAL DOCUMENTATION
SMP RAIN WATER SUMP
SN STAIR NOSING
SP SPANDREL PANEL
SPD SOAP DISPENSER
SPR SPRINKLER - ALSO REFER HYDRAULIC DOCUMENTATION
SS STAINLESS STEEL
SSD STAINLESS STEEL STRIP DRAIN
SSL STRUCTURAL SLAB LEVEL
ST STONE
SW STORMWATER

LEGEND

W1.05
D1.05
EXISTING BOUNDARY FENCE
PROPOSED BOUNDARY FENCE (2100mm HIGH)

WINDOW MARKER
eg WINDOW / LEVEL 1 / WINDOW N° 05
DOOR MARKER
eg DOOR / LEVEL 1 / DOOR N° 05

View from Reveal Side										
Element ID	D0.01	D0.02	D0.03	D0.04	D1.01	D1.02	DG.01	DG.02	DG.03	DG.04
NOMINAL W x H SIZE	1,000x2,060	4,325x2,725	4,325x2,725	1,450x2,725	2,208x2,050	2,210x2,025	1,000x2,085	1,050x2,715	1,900x2,050	1,900x2,050
LOCATION	BUILDING B	BUILDING B	BUILDING B	BUILDING B	BUILDING A	BUILDING A	BUILDING A	BUILDING A	BUILDING A	BUILDING A
WINDOW DOOR TYPE	SWING DOOR	FIXED GLASS	FIXED GLASS	FIXED GLASS	FIXED GLASS	FIXED GLASS	SWING DOOR	FIXED GLASS	FIXED GLASS	FIXED GLASS
GLASS TYPE	N/A	TINTED	TINTED	TINTED	TINTED	TINTED	N/A	TINTED	TINTED	TINTED
FRAME TYPE	ALUMINIUM	ALUMINIUM	ALUMINIUM	ALUMINIUM	ALUMINIUM	ALUMINIUM	ALUMINIUM	ALUMINIUM	ALUMINIUM	ALUMINIUM
FRAME FINISH	TBC	TBC	TBC	TBC	TBC	TBC	TBC	TBC	TBC	TBC
U-VALUE	---	3.90	3.90	3.90	3.90	3.90	---	3.90	3.90	3.90
SHGC	---	0.32	0.32	0.32	0.32	0.32	---	0.38	0.32	0.32
WINDOW COMMENTS	SELF-CLOSING FIRE DOOR						SELF-CLOSING FIRE DOOR			

View from Reveal Side								
Element ID	DG.05	DG.06	DG.07	DG.08	DG.09	DG.10	DG.11	DG.12
NOMINAL W x H SIZE	4,455x2,715	1,900x2,700	1,000x2,060	1,900x2,050	1,900x2,050	1,900x2,050	1,900x2,050	1,900x2,050
LOCATION	BUILDING A	BUILDING A	BUILDING A	BUILDING B	BUILDING B	BUILDING B	BUILDING B	BUILDING B
WINDOW DOOR TYPE	FIXED GLASS	FIXED GLASS	SWING DOOR	FIXED GLASS	FIXED GLASS	FIXED GLASS	FIXED GLASS	FIXED GLASS
GLASS TYPE	TINTED	TINTED	N/A	TINTED	TINTED	TINTED	TINTED	TINTED
FRAME TYPE	ALUMINIUM	ALUMINIUM	ALUMINIUM	ALUMINIUM	ALUMINIUM	ALUMINIUM	ALUMINIUM	ALUMINIUM
FRAME FINISH	TBC	TBC	TBC	TBC	TBC	TBC	TBC	TBC
U-VALUE	3.90	3.90	---	3.90	3.90	3.90	3.90	3.90
SHGC	0.32	0.32	---	0.32	0.32	0.32	0.32	0.32
WINDOW COMMENTS			SELF-CLOSING FIRE DOOR					

EJE ARCHITECTURE

ACN 002 912 843 | ABN 82 644 649 849
Nominated Architect - Bennett Collins
NSW Architects Registration No.4438
4 412 KING STREET NEWCASTLE NSW 2300 AUSTRALIA
P +61 2 4629 2353 | F +61 2 4629 2300 | E mail@eje.com.au | W www.eje.com.au

COMPLETION OF THE QUALITY ASSURANCE CHECKS IS VERIFICATION THAT THE DOCUMENT CONFORMS WITH THE REQUIREMENTS OF THE QUALITY PROJECT PLAN, WHERE THE QUALITY ASSURANCE CHECK IS INCOMPLETE THIS DOCUMENT IS PRELIMINARY FOR INFORMATION PURPOSES ONLY, OR SUCH PURPOSES AS STATED IN THE REVISION COLUMN.

THE IDEAS, INFORMATION AND CONCEPTS CONTAINED IN THIS DOCUMENT ARE THE PROPERTY OF EJE ARCHITECTURE. PHOTOCOPYING OR REPRODUCING THIS DOCUMENT AND PASSING IT ONTO OTHERS WITHOUT THE EXPRESS PERMISSION OF EJE ARCHITECTURE IS AN INFRINGEMENT OF COPYRIGHT. ©

0 25mm 100mm 200mm ON ORIGINAL A1

REV	DATE	COMMENTS
A	26/06/2023	PRELIMINARY ISSUE FOR DA
B	5/07/2023	ISSUE FOR DA
C	18/07/2023	ISSUE FOR DA
D	1/12/2023	ISSUE FOR DA - RFI REVISION 2

DRN	CHKD	VRFD
LJJ	BJC	BJC
LJJ	BJC	BJC
LJJ	BJC	BJC
LJJ	BJC	BJC

PROJECT : METFORD MEDICAL

SITE : 412 KING STREET, NEWCASTLE, NSW 2300

WORK IN FIGURED DIMENSIONS IN PREFERENCE TO SCALE. CHECK DIMENSIONS AND LEVELS ON SITE PRIOR TO THE ORDERING OF MATERIALS OR THE COMPLETION OF WORKSHOP DRAWINGS. IF IN DOUBT ASK. REPORT ALL ERRORS AND OMISSIONS.

FILENAME : 14541-DA-MetfordMedical-231201.ph

DRAWN : DATE : SCALES @A1 :

LJJ 1/12/2023 1:50

CLIENT : Metford Medical
395 Metford Road, METFORD NSW, 2323

DRAWING : GLAZING SCHEDULE 04 (DOOR)

PROJECT No : PHASE : DRAWING No : REV :
14541 DA A24 D

EJE architecture

ABBREVIATIONS

AC	AIR CONDITIONING - REFER TO MECHANICAL DOCUMENTATION
ACP	ALUMINIUM COMPOSITE PANEL
ACS	SOLID SURFACE
ADJ	ADJUSTABLE SHELF
AHD	AUSTRALIAN HEIGHT DATUM
AL	ALUMINIUM LOUVER
ALB	ALUMINIUM BATTEN
ALS	VERTICAL ALUMINIUM SCREEN
AP	ACCESS PANEL
AS	AUSTRALIAN STANDARD
BAL	BALUSTRADE
BF	BIFOLD DOOR
BH	BULKHEAD
BLK	CONCRETE BLOCKWORK
BOL	BOLLARD
CAP	CAPPING
CBG	CLOUR-BACKED GLASS

CFC	COMPRESSED FIBRE CEMENT
CJ	CONSTRUCTION / CONTROL JOINT
CL	CENTRE LINE
CLD	CLADDING
COL	COLUMN - REFER TO STRUCTURAL DOCUMENTATION
CONC	CONCRETE
COS	CONFIRM ON SITE
CPC	COLORBOND PARAPET CAPPING
CPT	CARPET
CR	CEMENT RENDER
CRN	CORNICE
DN	DOWNPIPE - REFER TO HYDRAULIC DOCUMENTATION
DR	DOOR
EDB	ELECTRICAL DISTRIBUTION BOARD - REFER TO ELECTRICAL DOCUMENTATION
EF	EXHAUST FAN
EG	EAVES GUTTER - REFER TO HYDRAULIC DOCUMENTATION
EJ	EXPANSION JOINT

ELP	ELECTRICAL PLATE
EP	EPOXY FLOORING
EQ	EQUAL SPACING
FAB	FABRIC / UPHOLSTERY
FAN	CEILING FAN
FC	FIBRE CEMENT SHEETING
FE	FIRE EXTINGUISHER
FFL	FINISHED FLOOR LEVEL
FG	FIXED GLASS
FH	FIRE HYDRANT - REFER TO HYDRAULIC DOCUMENTATION
FHR	FIRE HOSE REEL - REFER TO HYDRAULIC DOCUMENTATION
FIP	FIRE INDICATOR PANEL TO CONSULTANT'S REQUIREMENTS
FL	FLASHING
FR	FIRE RESISTANCE
FT	FLOOR TILES
FW	FLOOR WASTE
G	GLASS

GD	GRATED DRAIN
GL	GLASS LOUVRES
GP	GRADED PTT - REFER TO HYDRAULIC DOCUMENTATION
GT	GUTTER TRANSOM
GW	GLASS WINDOW
HD	HINGED DOOR
HP	HIGH POINT
HR	HANDRAIL
HYD	HYDRAULIC
LVR	LOUVRE
LWL	WALL LIGHT
MC	METAL CLADDING
MD	MAIN DISTRIBUTION BOARD - REFER TO ELECTRICAL DOCUMENTATION
MECH	MECHANICAL
M	MIRROR
MRS	METAL ROOF SHEETING
MWS	METAL WALL SHEETING

OF	OVERFLOW
PB	PLASTERBOARD
PBA	ACOUSTIC PLASTERBOARD
PBF	FIRE RATED PLASTERBOARD
PBM	MOISTURE RESISTANT PLASTERBOARD
PBP	PERFORATED PLASTERBOARD
PC	POLYCARBONATE SHEETING
PCT	POWDERCOAT
PD	PIVOT DOOR
PIN	PINBOARD
PL	PLASTIC LAMINATE
PRC	PROTECTION - CORNER
PRD	PROTECTION - DOOR
PRR	PROTECTION - RAILS
PRW	PROTECTION - WALL
PS	POST - TIMBER
PT	PAINT FINISH

PTD	PAPER TOWEL DISPENSER
PTN	PARTITION
RC	REINFORCED CONCRETE
RCS	RECONSTITUTED STONE
REF	REFRIGERATOR
RF	RUBBER FLOORING
RH	RANGEHOOD
RL	REDUCED LEVEL
RS	ROLLER SHUTTER
RWC	RECYCLED WASTE CURBOARD
RWH	RAIN WATER HEAD - ALSO REFER HYDRAULIC DOCUMENTATION
RWO	RAIN WATER OUTLET - ALSO REFER HYDRAULIC DOCUMENTATION
RWT	RAINWATER TANK
S	SINK
SC	STONE CLADDING
SD	SLIDING DOOR
SG	SMART GLASS

SH	SHELF
SHR	SHOWER
SHS	SHOWER SCREEN
SJ	SILICONE JOINT
SK	SKIRTING
SKL	SKYLIGHT
SMB	SUB MAIN DISTRIBUTION BOARD - REFER TO ELECTRICAL DOCUMENTATION
SMP	RAIN WATER SUMP
SN	STAIR NOSING
SP	SPANDREL PANEL
SPO	SOAP DISPENSER
SPR	SPRINKLER - ALSO REFER HYDRAULIC DOCUMENTATION
SS	STAINLESS STEEL
SSD	STAINLESS STEEL STRIP DRAIN
SSL	STRUCTURAL SLAB LEVEL
ST	STONE
SW	STORMWATER


LEGEND

W1.05	WINDOW MARKER eg. WINDOW / LEVEL 1 / WINDOW N° 05
D1.05	DOOR MARKER eg. DOOR / LEVEL 1 / DOOR N° 05
	EXISTING BOUNDARY FENCE
	PROPOSED BOUNDARY FENCE (2100mm HIGH)

REVISION 2 UPDATES (01/12/23)
- BUILDING A STREET FRONTAGE BULK REDUCED




LONGLINE 305 - GREY - AS SCHEDULED



ALUMINIUM TIMBER BATTENS



PREFABRICATED CONCRETE WALLS



FC SHEETING



DARK TINTED GLAZING -
ALUMINIUM WINDOWS & DOORS



TRIM-DEK ROOF SHEETING - GREY - TO
MATCH WALL CLADDING

TRIM-DEK ROOF SHEETING

ALUMINIUM TIMBER BATTENS

FIBRE CEMENT SHEET CLADDING

LONGLINE 305 ROOF SHEETING & WALL CLADDING

PREFABRICATED CONCRETE
EXTERNAL STRUCTURAL WALLS

ALUMINIUM FRAMED, DARK TINTED
WINDOWS & DOORS - BLACK FINISH



1 PERSPECTIVE RENDER - BUILDING A

EJE ARCHITECTURE

ACN 002 912 843 | ABN 82 644 649 849
Nominated Architect - Bernard Collins
NSW Architects Registration No.4438
A 412 KING STREET NEWCASTLE NSW 2300 AUSTRALIA
P +61 2 4929 2353 | F +61 2 4929 2301 | E mail@eje.com.au | W www.eje.com.au

COMPLETION OF THE QUALITY ASSURANCE CHECKS IS VERIFICATION THAT THE DOCUMENT
CONFORMS WITH THE REQUIREMENTS OF THE QUALITY PROJECT PLAN, WHERE THE QUALITY
ASSURANCE CHECK IS INCOMPLETE THIS DOCUMENT IS PRELIMINARY FOR INFORMATION PURPOSES
ONLY, OR SUCH PURPOSES AS STATED IN THE REVISION COLUMN.

THE IDEAS, INFORMATION AND CONCEPTS CONTAINED IN THIS DOCUMENT ARE THE PROPERTY OF
EJE ARCHITECTURE. PHOTOCOPYING OR REPRODUCING THIS DOCUMENT AND PASSING IT ONTO
OTHERS WITHOUT THE EXPRESS PERMISSION OF EJE ARCHITECTURE IS AN INFRINGEMENT OF
COPYRIGHT. ©

0 25mm 100mm 200mm (N ORIGINAL A1)

REV	DATE	COMMENTS
A	26/06/2023	PRELIMINARY ISSUE FOR DA
B	5/07/2023	ISSUE FOR DA
C	18/07/2023	ISSUE FOR DA
D	1/12/2023	ISSUE FOR DA - RFI REVISION 2

DRN	CHKD	VRFD
LJJ	BJC	BJC
LJJ	BJC	BJC
LJJ	BJC	BJC
LJJ	BJC	BJC

PROJECT : METFORD MEDICAL

CLIENT : Metford Medical
395 Metford Road, METFORD
NSW, 2323

SITE : 412 KING STREET, NEWCASTLE,
NSW 2300

DRAWING : SCHEDULE OF MATERIALS

WORK IN FIGURED DIMENSIONS IN PREFERENCE TO SCALE. CHECK DIMENSIONS
AND LEVELS ON SITE PRIOR TO THE ORDERING OF MATERIALS OR THE
COMPLETION OF WORKSHOP DRAWINGS. IF IN DOUBT ASK. REPORT ALL ERRORS
AND OMISSIONS.

FILENAME : 14541-DA-MetfordMedical-231201.ph

DRAWN : LJJ DATE : 1/12/2023 SCALES @A1 : 1:100

PROJECT No : 14541 DA PHASE : DA DRAWING No : A25 REV : D

EJE architecture



1

PERSPECTIVE RENDER - METFORD RD - BUILDING A

EJE ARCHITECTURE

ACN 002 912 843 | ABN 82 644 649 849
Nominated Architect - Bernard Collins
NSW Architects Registration No.4438
A 412 KING STREET NEWCASTLE NSW 2300 AUSTRALIA
P +61 2 4629 2363 | F +61 2 4628 2300 | E mail@eje.com.au | W www.eje.com.au

COMPLETION OF THE QUALITY ASSURANCE CHECKS IS VERIFICATION THAT THE DOCUMENT CONFORMS WITH THE REQUIREMENTS OF THE QUALITY PROJECT PLAN, WHERE THE QUALITY ASSURANCE CHECK IS INCOMPLETE THIS DOCUMENT IS PRELIMINARY FOR INFORMATION PURPOSES ONLY OR SUCH PURPOSES AS STATED IN THE REVISION COLUMN.

THE IDEAS, INFORMATION AND CONCEPTS CONTAINED IN THIS DOCUMENT ARE THE PROPERTY OF EJE ARCHITECTURE. PHOTOCOPYING OR REPRODUCING THIS DOCUMENT AND PASSING IT ON TO OTHERS WITHOUT THE EXPRESS PERMISSION OF EJE ARCHITECTURE IS AN INFRINGEMENT OF COPYRIGHT. ©

0 25mm 100mm 200mm ON ORIGINAL A1

REV	DATE	COMMENTS
A	30/03/2023	ISSUE FOR CLIENT REVIEW
B	2/05/2023	ISSUE FOR CONSULTANTS
C	26/06/2023	PRELIMINARY ISSUE FOR DA
D	5/07/2023	ISSUE FOR DA
E	18/07/2023	ISSUE FOR DA
F	24/07/2023	ISSUE FOR DA
G	1/12/2023	ISSUE FOR DA - RFI REVISION 2

DRN	CHKD	VRFD
GVC	LJJ	BJC
LJJ	BJC	BJC
LJJ	BJC	BJC
LJJ	BJC	BJC
LJJ	BJC	BJC
LJJ	BJC	BJC
LJJ	BJC	BJC

PROJECT : METFORD MEDICAL

CLIENT : Metford Medical
395 Metford Road, METFORD
NSW, 2323

SITE : 412 KING STREET, NEWCASTLE,
NSW 2300

DRAWING : 3D PERSPECTIVE 01 - BUILDING A

WORK IN FIGURED DIMENSIONS IN PREFERENCE TO SCALE. CHECK DIMENSIONS AND LEVELS ON SITE PRIOR TO THE ORDERING OF MATERIALS OR THE COMPLETION OF WORKSHOP DRAWINGS. IF IN DOUBT ASK. REPORT ALL ERRORS AND OMISSIONS.

FILENAME : 14541-DA-MetfordMedical-231201.ph

DRAWN :

LJJ

DATE :

1/12/2023

SCALES @A1 :

PROJECT No :

14541 DA

PHASE :

A26

DRAWING No :

A26

REV :

G

EJE architecture



2 PERSPECTIVE RENDER - BUILDING A

EJE ARCHITECTURE

ACN 002 912 843 | ABN 82 644 649 849
Nominated Architect - Bennett Collins
NSW Architects Registration No.4438
A 412 KING STREET NEWCASTLE NSW 2300 AUSTRALIA
P +61 2 4929 2363 | F +61 2 4929 2300 | E mail@eje.com.au | W www.eje.com.au

COMPLETION OF THE QUALITY ASSURANCE CHECKS IS VERIFICATION THAT THE DOCUMENT CONFORMS WITH THE REQUIREMENTS OF THE QUALITY PROJECT PLAN. WHERE THE QUALITY ASSURANCE CHECK IS INCOMPLETE THIS DOCUMENT IS PRELIMINARY FOR INFORMATION PURPOSES ONLY OR SUCH PURPOSES AS STATED IN THE REVISION COLUMN.

THE IDEAS, INFORMATION AND CONCEPTS CONTAINED IN THIS DOCUMENT ARE THE PROPERTY OF EJE ARCHITECTURE. PHOTOCOPYING OR REPRODUCING THIS DOCUMENT AND PASSING IT ON TO OTHERS WITHOUT THE EXPRESS PERMISSION OF EJE ARCHITECTURE IS AN INFRINGEMENT OF COPYRIGHT. ©

0 25mm 100mm 200mm ON ORIGINAL A1

REV	DATE	COMMENTS
A	30/03/2023	ISSUE FOR CLIENT REVIEW
B	2/05/2023	ISSUE FOR CONSULTANTS
C	26/06/2023	PRELIMINARY ISSUE FOR DA
D	5/07/2023	ISSUE FOR DA
E	18/07/2023	ISSUE FOR DA
F	1/12/2023	ISSUE FOR DA - RFI REVISION 2

DRN	CHKD	VRFD
GVC	LJJ	BJC
LJJ	BJC	BJC
LJJ	BJC	BJC
LJJ	BJC	BJC
LJJ	BJC	BJC
LJJ	BJC	BJC

PROJECT : METFORD MEDICAL

CLIENT : Metford Medical
395 Metford Road, METFORD
NSW, 2323

SITE : 412 KING STREET, NEWCASTLE,
NSW 2300

DRAWING : 3D PERSPECTIVE 02 - BUILDING A

WORK IN FIGURED DIMENSIONS IN PREFERENCE TO SCALE. CHECK DIMENSIONS AND LEVELS ON SITE PRIOR TO THE ORDERING OF MATERIALS OR THE COMPLETION OF WORKSHOP DRAWINGS. IF IN DOUBT ASK. REPORT ALL ERRORS AND OMISSIONS.

FILENAME : 14541-DA-MetfordMedical-231201.ph

DRAWN : LJJ DATE : 1/12/2023 SCALES @A1 :

PROJECT No : 14541 PHASE : DA DRAWING No : A27 REV : F





3 ISOMETRIC PERSPECTIVE - BUILDING A

REV	DATE	COMMENTS
A	26/06/2023	PRELIMINARY ISSUE FOR DA
B	5/07/2023	ISSUE FOR DA
C	18/07/2023	ISSUE FOR DA
D	24/07/2023	ISSUE FOR DA
E	1/12/2023	ISSUE FOR DA - RFI REVISION 2

DRN	CHKD	VRFD
LJJ	BJC	BJC
LJJ	BJC	BJC
LJJ	BJC	BJC
LJJ	BJC	BJC
LJJ	BJC	BJC

PROJECT : METFORD MEDICAL

CLIENT : Metford Medical
395 Metford Road, METFORD
NSW, 2323

SITE : 412 KING STREET, NEWCASTLE,
NSW 2300

DRAWING : 3D PERSPECTIVE 03 - ISOMETRIC
BUILDING A

WORK IN FIGURED DIMENSIONS IN PREFERENCE TO SCALE. CHECK DIMENSIONS AND LEVELS ON SITE PRIOR TO THE ORDERING OF MATERIALS OR THE COMPLETION OF WORKSHOP DRAWINGS. IF IN DOUBT ASK. REPORT ALL ERRORS AND OMISSIONS.

FILENAME : 14541-DA-MetfordMedical-231201.ph

DRAWN : LJJ DATE : 1/12/2023 SCALES @A1 :

PROJECT No : 14541 DA PHASE : A28 DRAWING No :



4

PERSPECTIVE RENDER - BUILDING B

EJE ARCHITECTURE

ACN 002 912 843 | ABN 82 644 649 849
Nominated Architect - Bennett Collins
NSW Architects Registration No.4438
A 412 KING STREET NEWCASTLE NSW 2300 AUSTRALIA
P +61 2 4929 2363 | F +61 2 4928 2300 | E mail@eje.com.au | W www.eje.com.au

COMPLETION OF THE QUALITY ASSURANCE CHECKS IS VERIFICATION THAT THE DOCUMENT CONFORMS WITH THE REQUIREMENTS OF THE QUALITY PROJECT PLAN. WHERE THE QUALITY ASSURANCE CHECK IS INCOMPLETE THIS DOCUMENT IS PRELIMINARY FOR INFORMATION PURPOSES ONLY OR SUCH PURPOSES AS STATED IN THE REVISION COLUMN.

THE IDEAS, INFORMATION AND CONCEPTS CONTAINED IN THIS DOCUMENT ARE THE PROPERTY OF EJE ARCHITECTURE. PHOTOCOPYING OR REPRODUCING THIS DOCUMENT AND PASSING IT ON TO OTHERS WITHOUT THE EXPRESS PERMISSION OF EJE ARCHITECTURE IS AN INFRINGEMENT OF COPYRIGHT. ©

0 25mm 100mm 200mm ON ORIGINAL A1

REV	DATE	COMMENTS
A	30/03/2023	ISSUE FOR CLIENT REVIEW
B	2/05/2023	ISSUE FOR CONSULTANTS
C	26/06/2023	PRELIMINARY ISSUE FOR DA
D	5/07/2023	ISSUE FOR DA
E	18/07/2023	ISSUE FOR DA
F	1/12/2023	ISSUE FOR DA - RFI REVISION 2

DRN	CHKD	VRFD
GVC	LJJ	BJC
LJJ	BJC	BJC
LJJ	BJC	BJC
LJJ	BJC	BJC
LJJ	BJC	BJC

PROJECT : METFORD MEDICAL

CLIENT : Metford Medical
395 Metford Road, METFORD
NSW, 2323

SITE : 412 KING STREET, NEWCASTLE,
NSW 2300

DRAWING : 3D PERSPECTIVE 04 - BUILDING B

WORK IN FIGURED DIMENSIONS IN PREFERENCE TO SCALE. CHECK DIMENSIONS AND LEVELS ON SITE PRIOR TO THE ORDERING OF MATERIALS OR THE COMPLETION OF WORKSHOP DRAWINGS. IF IN DOUBT ASK. REPORT ALL ERRORS AND OMISSIONS.

FILENAME : 14541-DA-MetfordMedical-231201.ph

DRAWN : DATE : SCALES @A1 :

LJJ 1/12/2023

PROJECT No : 14541 PHASE : DA DRAWING No : A29

REV :

F

EJE architecture



5 PERSPECTIVE RENDER - TURTON RD - BUILDING B



EJE ARCHITECTURE

ACN 002 912 843 | ABN 82 644 649 849
Nominated Architect - Bernard Collins
NSW Architects Registration No.4438
A 412 KING STREET NEWCASTLE NSW 2300 AUSTRALIA
P +61 2 4929 7363 | F +61 2 4928 2300 | E mail@eje.com.au | W www.eje.com.au

COMPLETION OF THE QUALITY ASSURANCE CHECKS IS VERIFICATION THAT THE DOCUMENT CONFORMS WITH THE REQUIREMENTS OF THE QUALITY PROJECT PLAN, WHERE THE QUALITY ASSURANCE CHECK IS INCOMPLETE THIS DOCUMENT IS PRELIMINARY FOR INFORMATION PURPOSES ONLY, OR SUCH PURPOSES AS STATED IN THE REVISION COLUMN.

THE IDEAS, INFORMATION AND CONCEPTS CONTAINED IN THIS DOCUMENT ARE THE PROPERTY OF EJE ARCHITECTURE. PHOTOCOPYING OR REPRODUCING THIS DOCUMENT AND PASSING IT ON TO OTHERS WITHOUT THE EXPRESS PERMISSION OF EJE ARCHITECTURE IS AN INFRINGEMENT OF COPYRIGHT. ©

0 25mm 100mm 200mm ON ORIGINAL A1

REV	DATE	COMMENTS
A	26/06/2023	PRELIMINARY ISSUE FOR DA
B	5/07/2023	ISSUE FOR DA
C	18/07/2023	ISSUE FOR DA
D	1/12/2023	ISSUE FOR DA - RFI REVISION 2

DRN	CHKD	VRFD
LJJ	BJC	BJC
LJJ	BJC	BJC
LJJ	BJC	BJC
LJJ	BJC	BJC

PROJECT: METFORD MEDICAL

CLIENT: Metford Medical
395 Metford Road, METFORD
NSW, 2323

SITE: 412 KING STREET, NEWCASTLE,
NSW 2300

DRAWING: 3D PERSPECTIVE 06 - ISOMETRIC
BUILDING B

WORK IN FIGURED DIMENSIONS IN PREFERENCE TO SCALE. CHECK DIMENSIONS AND LEVELS ON SITE PRIOR TO THE ORDERING OF MATERIALS OR THE COMPLETION OF WORKSHOP DRAWINGS. IF IN DOUBT ASK. REPORT ALL ERRORS AND OMISSIONS.

FILENAME: 14541-DA-MetfordMedical-231201.ph

DRAWN: DATE: SCALES @A1:

LJJ 1/12/2023

PROJECT No: 14541 DA PHASE: A31 DRAWING No:

REV: D



1 3D PHOTOREALISTIC RENDER 1

EJE ARCHITECTURE

ACN 002 912 843 | ABN 82 644 649 849
Nominated Architect - Bennett Collins
NSW Architects Registration No.4438
A 412 KING STREET NEWCASTLE NSW 2300 AUSTRALIA
P +61 2 4629 2363 | F +61 2 4629 2300 | E mail@eje.com.au | W www.eje.com.au

COMPLETION OF THE QUALITY ASSURANCE CHECKS IS VERIFICATION THAT THE DOCUMENT CONFORMS WITH THE REQUIREMENTS OF THE QUALITY PROJECT PLAN. WHERE THE QUALITY ASSURANCE CHECK IS INCOMPLETE THIS DOCUMENT IS PRELIMINARY FOR INFORMATION PURPOSES ONLY OR SUCH PURPOSES AS STATED IN THE REVISION COLUMN.

THE IDEAS, INFORMATION AND CONCEPTS CONTAINED IN THIS DOCUMENT ARE THE PROPERTY OF EJE ARCHITECTURE. PHOTOCOPYING OR REPRODUCING THIS DOCUMENT AND PASSING IT ON TO OTHERS WITHOUT THE EXPRESS PERMISSION OF EJE ARCHITECTURE IS AN INFRINGEMENT OF COPYRIGHT. ©

0 25mm 100mm 200mm ON ORIGINAL A1

REV	DATE	COMMENTS
A	1/12/2023	ISSUE FOR DA - RFI REVISION 2

DRN	CHKD	VRFD
LJJ	BJC	BJC

PROJECT : METFORD MEDICAL

SITE : 412 KING STREET, NEWCASTLE, NSW 2300

CLIENT : Metford Medical
395 Metford Road, METFORD NSW, 2323

DRAWING : 3D PHOTOREALISTIC RENDER 01

WORK IN FIGURED DIMENSIONS IN PREFERENCE TO SCALE. CHECK DIMENSIONS AND LEVELS ON SITE PRIOR TO THE ORDERING OF MATERIALS OR THE COMPLETION OF WORKSHOP DRAWINGS. IF IN DOUBT ASK. REPORT ALL ERRORS AND OMISSIONS.

FILENAME : 14541-DA-MetfordMedical-231201.ph

DRAWN : DATE : SCALES @A1 :

LJJ 1/12/2023

PROJECT No : 14541 DA PHASE : A32 DRAWING No :

REV : A





2


3D PHOTOREALISTIC RENDER 2

EJE ARCHITECTURE

ACN 002 912 843 | ABN 82 644 649 849
Nominated Architect - Bennett Collins
NSW Architects Registration No.4438
A 412 KING STREET NEWCASTLE NSW 2300 AUSTRALIA
P +61 2 4929 2363 | F +61 2 4929 2300 | E mail@eje.com.au | W www.eje.com.au

COMPLETION OF THE QUALITY ASSURANCE CHECKS IS VERIFICATION THAT THE DOCUMENT CONFORMS WITH THE REQUIREMENTS OF THE QUALITY PROJECT PLAN. WHERE THE QUALITY ASSURANCE CHECK IS INCOMPLETE THIS DOCUMENT IS PRELIMINARY FOR INFORMATION PURPOSES ONLY OR SUCH PURPOSES AS STATED IN THE REVISION COLUMN.

THE IDEAS, INFORMATION AND CONCEPTS CONTAINED IN THIS DOCUMENT ARE THE PROPERTY OF EJE ARCHITECTURE. PHOTOCOPYING OR REPRODUCING THIS DOCUMENT AND PASSING IT ON TO OTHERS WITHOUT THE EXPRESS PERMISSION OF EJE ARCHITECTURE IS AN INFRINGEMENT OF COPYRIGHT. ©



REV	DATE	COMMENTS
A	1/12/2023	ISSUE FOR DA - RFI REVISION 2

DRN	CHKD	VRFD
LJJ	BJC	BJC

PROJECT : METFORD MEDICAL

CLIENT : Metford Medical
395 Metford Road, METFORD
NSW, 2323

SITE : 412 KING STREET, NEWCASTLE,
NSW 2300

DRAWING : 3D PHOTOREALISTIC RENDER 02

WORK IN FIGURED DIMENSIONS IN PREFERENCE TO SCALE. CHECK DIMENSIONS AND LEVELS ON SITE PRIOR TO THE ORDERING OF MATERIALS OR THE COMPLETION OF WORKSHOP DRAWINGS. IF IN DOUBT ASK. REPORT ALL ERRORS AND OMISSIONS.

FILENAME : 14541-DA-MetfordMedical-231201.ph

DRAWN : DATE : SCALES @A1 :

LJJ 1/12/2023

PROJECT No : 14541 DA
PHASE :
DRAWING No : A33

REV : A



PROPOSED NEW BUILDINGS

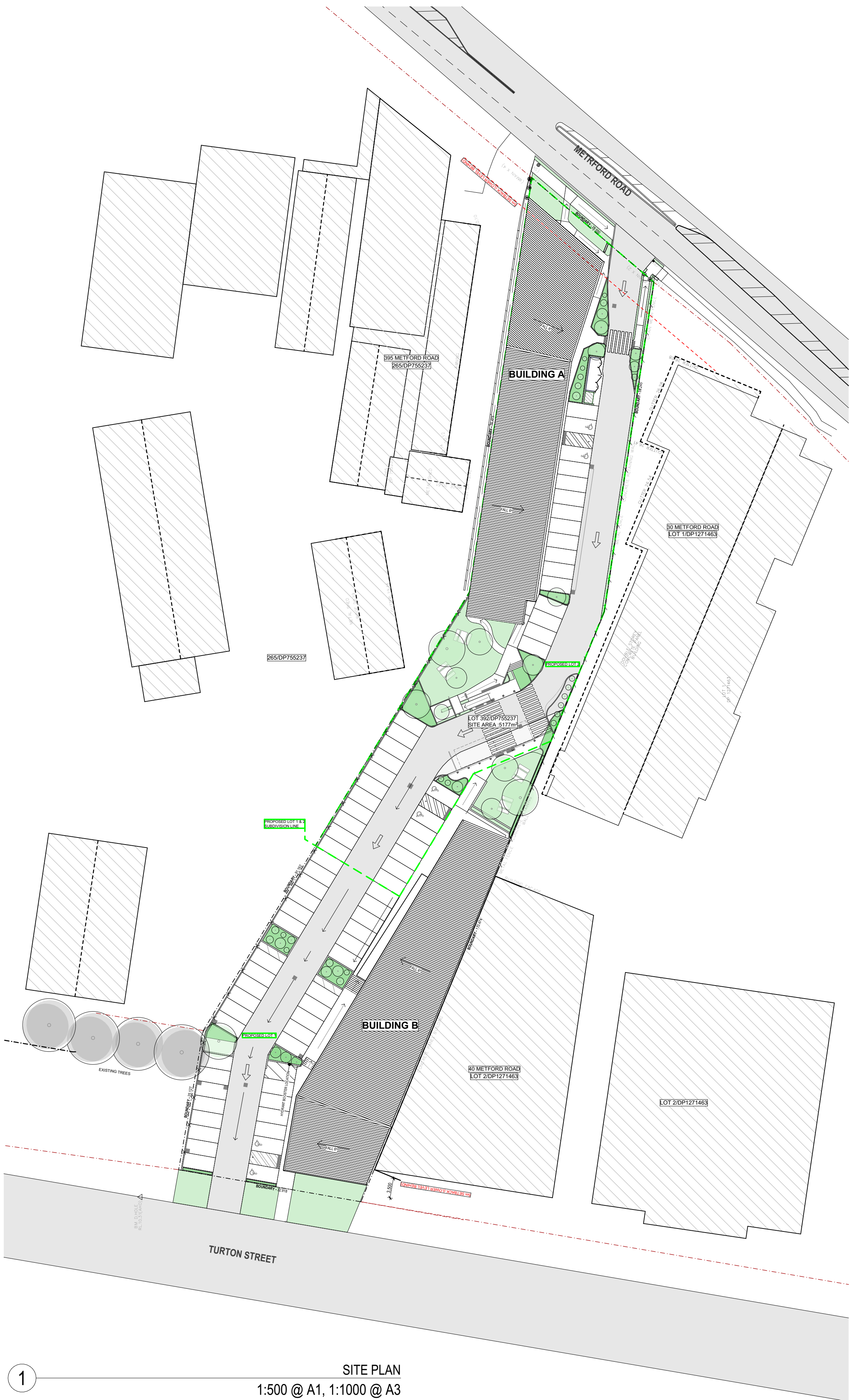
395 METFORD ROAD, METFORD, NSW, 2323



2 3D ISOMETRIC PERSPECTIVE - BUILDING A



3 3D ISOMETRIC PERSPECTIVE - BUILDING B



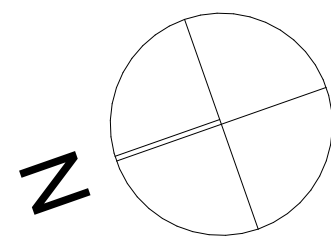
1 SITE PLAN
1:500 @ A1, 1:1000 @ A3

EJE ARCHITECTURE

ACN 002 912 843 | ABN 82 644 649 849
Nominated Architect - Bernard Collins
NSW Architects Registration No.4438
A 412 KING STREET NEWCASTLE NSW 2300 AUSTRALIA
P +61 2 4629 2353 | F +61 2 4629 2300 | E mail@eye.com.au | W www.eje.com.au

COMPLETION OF THE QUALITY ASSURANCE CHECKS IS VERIFICATION THAT THE DOCUMENT CONFORMS WITH THE REQUIREMENTS OF THE QUALITY PROJECT PLAN, WHERE THE QUALITY ASSURANCE CHECK IS INCOMPLETE THIS DOCUMENT IS PRELIMINARY FOR INFORMATION PURPOSES ONLY, OR SUCH PURPOSES AS STATED IN THE REVISION COLUMN.

THE IDEAS, INFORMATION AND CONCEPTS CONTAINED IN THIS DOCUMENT ARE THE PROPERTY OF EJE ARCHITECTURE. PHOTOCOPYING OR REPRODUCING THIS DOCUMENT AND PASSING IT ON TO OTHERS WITHOUT THE EXPRESS PERMISSION OF EJE ARCHITECTURE IS AN INFRINGEMENT OF COPYRIGHT. ©



0 25mm 100mm 200mm ON ORIGINAL A1

REV	DATE	COMMENTS
A	5/07/2023	ISSUE FOR DA
B	18/07/2023	ISSUE FOR DA
C	24/07/2023	ISSUE FOR DA
D	14/09/2023	ISSUE FOR DA - RFI REVISION 1
E	1/12/2023	ISSUE FOR DA - RFI REVISION 2

DRN	CHKD	VRFD
LJJ	BJC	BJC
LJJ	BJC	BJC
LJJ	BJC	BJC
LJJ	BJC	BJC
LJJ	BJC	BJC

PROJECT: METFORD MEDICAL

SITE: 412 KING STREET, NEWCASTLE, NSW 2300

WORK IN FIGURED DIMENSIONS IN PREFERENCE TO SCALE. CHECK DIMENSIONS AND LEVELS ON SITE PRIOR TO THE ORDERING OF MATERIALS OR THE COMPLETION OF WORKSHOP DRAWINGS. IF IN DOUBT ASK. REPORT ALL ERRORS AND OMISSIONS.

FILENAME: 14541-DA-MetfordMedical-231201.ph

DRAWN: LJJ DATE: 1/12/2023 SCALES @A1: 1:500

CLIENT: Metford Medical
395 Metford Road, METFORD
NSW, 2323

DRAWING: NOTIFICATION SITE PLAN

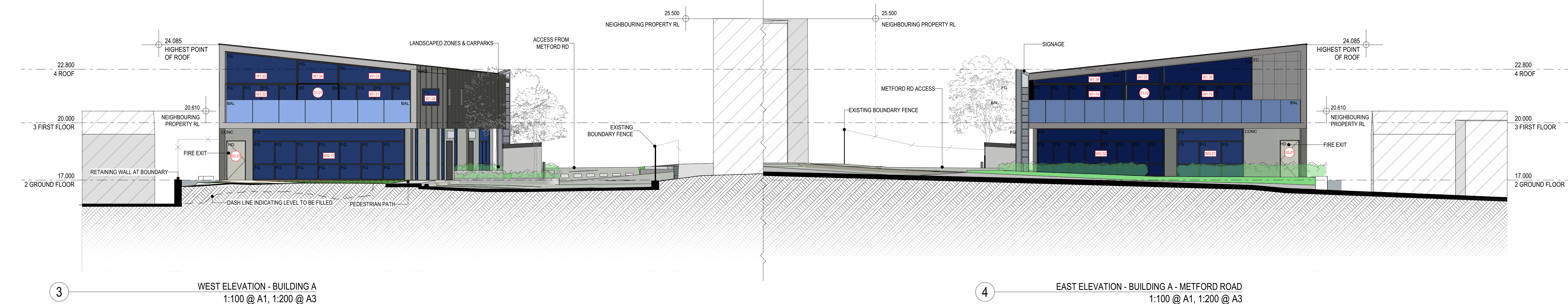

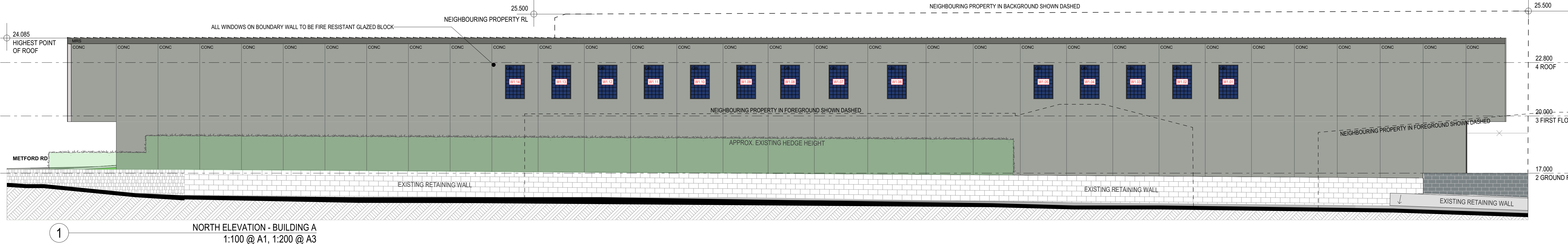
PROJECT No: 14541 DA PHASE: A34 DRAWING No: A34

REV: E

EJE architecture


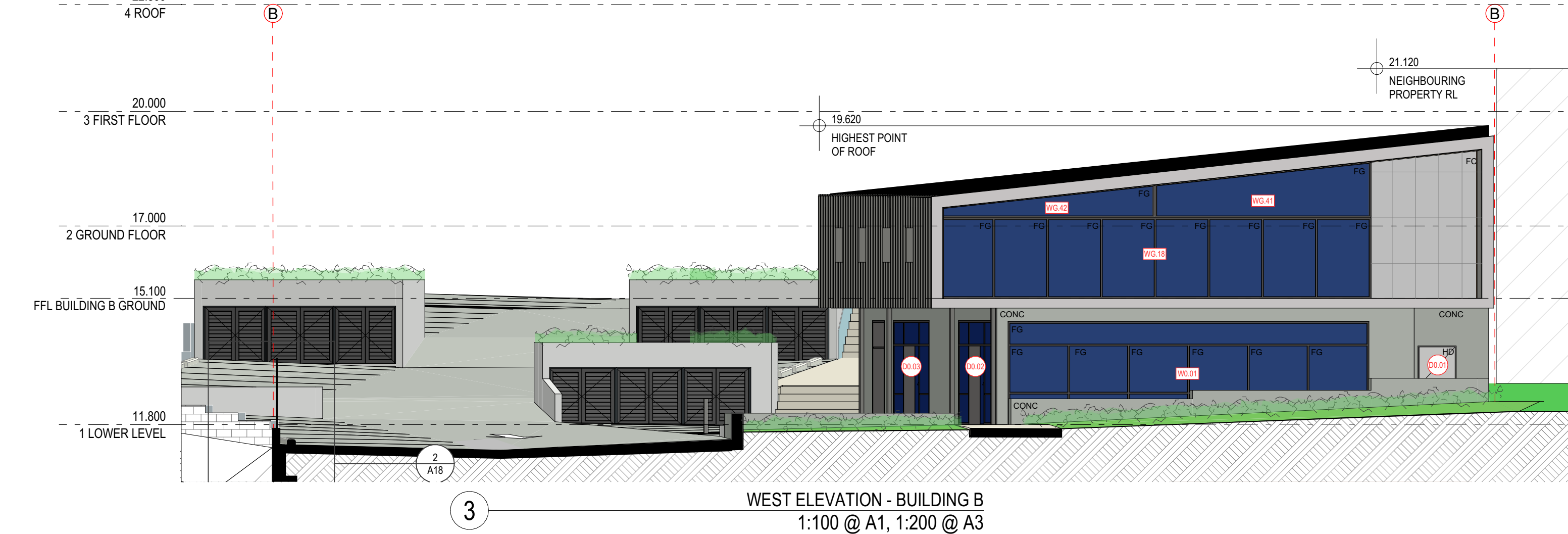
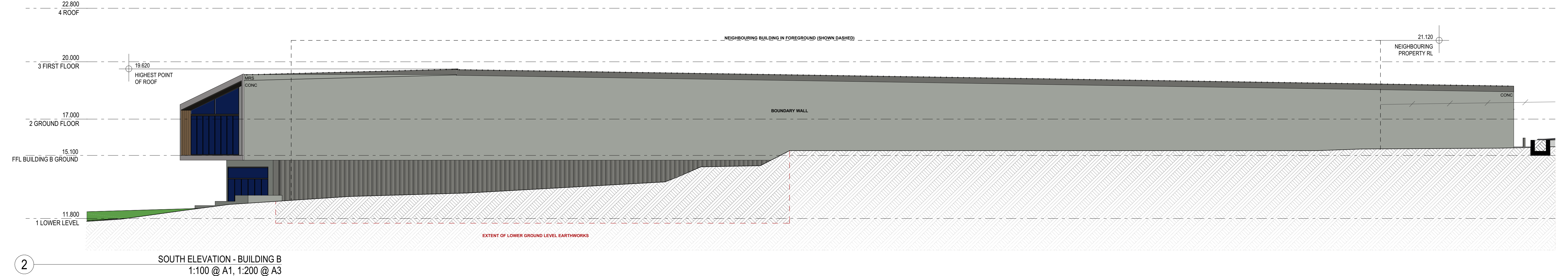
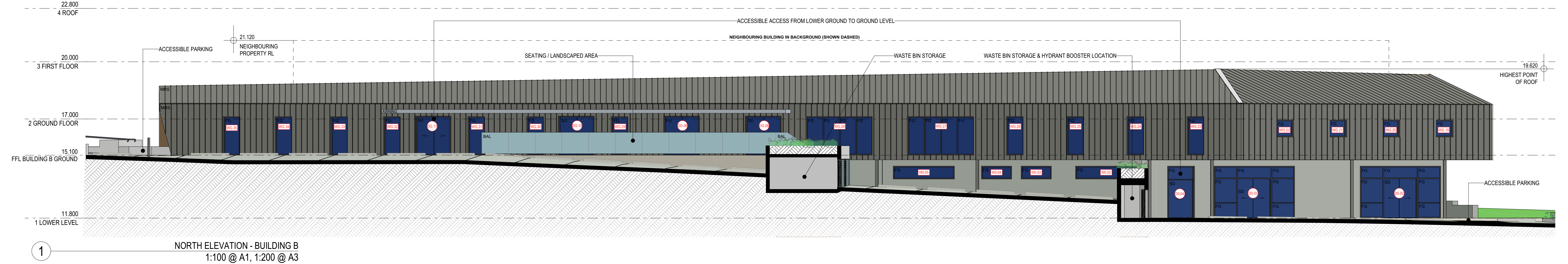
ABBREVIATIONS

AC	AIR CONDITIONING - REFER TO MECHANICAL DOCUMENTATION	CFC	COMPRESSED FIBRE CEMENT	ELP	ELECTRICAL PLATE	OF	OVERFLOW	PTD	PAPER TOWEL DISPENSER	SH	SHELF	SV	STACK VENT - REFER TO HYDRAULIC DOCUMENTATION	VF	VINYL FLOORING
ACP	ALUMINIUM COMPOSITE PANEL	CJ	CONSTRUCTION / CONTROL JOINT	EP	EPOXY FLOORING	PB	PLASTERBOARD	PTN	PARTITION	SHR	SHOWER	SWR	SEWER PIPE - REFER TO HYDRAULIC DOCUMENTATION	VP	VENT PIPE - REFER TO HYDRAULIC DOCUMENTATION
ACS	SOLID SURFACE	CL	CENTRE LINE	EQ	EQUAL SPACING	PBA	ACQUISITIC PLASTERBOARD	RC	REINFORCED CONCRETE	SHS	SHOWER SCREEN	TBR	TIMBER	VS	VINYL SHEETING
ADJ	ADJUSTABLE SHELF	CLD	CLADDING	FAB	FABRIC / UPHOLSTERY	GT	GUTTER TRANSOM	RCS	RECONSTITUTED STONE	SJ	SILICONE JOINT	TC	TIMBER CLADDING	WB	WEATHERBOARDS
AHJ	AUSTRALIAN HEIGHT DATUM	COL	COLUMN - REFER TO STRUCTURAL DOCUMENTATION	FC	FIBRE CEMENT SHEETING	GW	GLASS WINDOW	REF	REFRIGERATOR	SK	SKIRTING	TD	TIMBER DECKING	WC	WATER CLOSET
AL	ALUMINIUM LOUVER	CONC	CONCRETE	FE	FIRE EXTINGUISHER	HD	HINGED DOOR	RF	RUBBER FLOORING	SKL	SKYLIGHT	TOSI	TACTILE GROUND SURFACE INDICATORS	WR	WALL IN SCOPE
ALB	ALUMINIUM BATTEN	COS	CONFIRM ON SITE	FH	FIRE HYDRANT - REFER TO HYDRAULIC DOCUMENTATION	HP	HIGH POINT	RH	RANGEHOOD	SMB	SUB MAIN DISTRIBUTION BOARD - REFER TO ELECTRICAL DOCUMENTATION	TL	TILE	WO	WALL OPEN
ALS	VERTICAL ALUMINIUM SCREEN	CPC	COLORBOND PARAPET CAPPING	FIL	FINISHED FLOOR LEVEL	HR	HANDRAIL	RL	REDUCED LEVEL	SMP	RAIN WATER SUMP	TP	TAPWARE	WP	WALL PAPER
AP	ACCESS PANEL	CPT	CARPET	FG	FIXED GLASS	HYD	HYDRAULIC	RS	ROLLER SHUTTER	SN	STAIR NOSING	TR	TOWEL RAIL	WS	WHEEL STOP
AS	AUSTRALIAN STANDARD	CR	CEMENT RENDER	FR	FIRE RESISTANCE	LVR	LOUVER	RWC	RECYCLED WASTE CUPBOARD	SP	SPANDREL PANEL	TRD	TOILET ROLL DISPENSER		
BAL	BALUSTRADE	CRN	CORNICIAL	FRH	FIRE HOSE REEL - REFER TO HYDRAULIC DOCUMENTATION	LVL	WALL LIGHT	RWH	RAIN WATER HEAD - ALSO REFER HYDRAULIC DOCUMENTATION	SFD	SOAP DISPENSER	TS	TIMBER SOFFIT		
BF	BIFOLD DOOR	DR	DOWNPIPE - REFER TO HYDRAULIC DOCUMENTATION	FI	FIRE INDICATOR PANEL TO CONSULTANTS REQUIREMENTS	MC	METAL CLADDING	RWO	RAIN WATER OUTLET - ALSO REFER HYDRAULIC DOCUMENTATION	SFS	SPRINKLER - ALSO REFER HYDRAULIC DOCUMENTATION	TSC	TIMBER SCREEN		
BH	BULKHEAD	EF	EAVES GUTTER - REFER TO HYDRAULIC DOCUMENTATION	FL	FLASHING	MDB	MAIN DISTRIBUTION BOARD - REFER TO ELECTRICAL DOCUMENTATION	PRD	PROTECTION - DOOR	SS	STAINLESS STEEL	TV	TIMBER VENEER		
BK	BOLLARD	EG	ELECTRICAL DISTRIBUTION BOARD - REFER TO ELECTRICAL DOCUMENTATION	FR	FIRE RESISTANCE	MECH	MECHANICAL	PRR	PROTECTION - RAILS	SSD	STAINLESS STEEL STRIP DRAIN	TXF	TEXTURED FINISH		
BLK	CONCRETE BLOCKWORK	EJ	EXPANSION JOINT	FT	FLOOR TILES	M	MIRROR	PS	POST - TIMBER	S	SKIN	TYP	TYPICAL		
CAP	CAPPING			FW	FLOOR WASTE	MRS	METAL ROOF SHEETING	SD	SLIDING DOOR	SC	STONE CLADDING	UR	URINAL		
CBG	COLOUR-BACKED GLASS			G	GLASS	MWS	METAL WALL SHEETING	SG	SMART GLASS	SW	STORMWATER	US	UNDERSIDE		



ABBREVIATIONS

AC	AIR CONDITIONING - REFER TO MECHANICAL DOCUMENTATION	CFC	COMPRESSED FIBRE CEMENT	ELP	ELECTRICAL PLATE	GL	GRADED DRAIN	OF	OVERFLOW	PTD	PAPER TOWEL DISPENSER	SH	SHELF	SV	STACK VENT - REFER TO HYDRAULIC DOCUMENTATION	VF	VINYL FLOORING
ACP	ALUMINIUM COMPOSITE PANEL	CJ	CONSTRUCTION / CONTROL JOINT	EP	EPOXY FLOORING	GL	GLASS LOUVRES	PB	PLASTERBOARD	PTN	PARTITION	SHR	SHOWER	SWR	SEWER PIPE - REFER TO HYDRAULIC DOCUMENTATION	VP	VENT PIPE - REFER TO HYDRAULIC DOCUMENTATION
ACS	SOLID SURFACE	CL	CENTRE LINE	EQ	EQUAL SPACING	GP	GRADED PTT - REFER TO HYDRAULIC DOCUMENTATION	PBA	ACOUSTIC PLASTERBOARD	RC	REINFORCED CONCRETE	SHS	SHOWER SCREEN	TBR	TIMBER	VS	VINYL SHEETING
ADJ	ADJUSTABLE SHELF	CLD	CLADDING	FAB	FABRIC / UPHOLSTERY	GT	GUTTER TRANSOM	PBF	FIRE RATED PLASTERBOARD	RCS	RECONSTITUTED STONE	SJ	SILICONE JOINT	TC	TIMBER CLADDING	WB	WEATHERBOARDS
AL	ALUMINIUM LOUVRE	COL	COLUMN - REFER TO STRUCTURAL DOCUMENTATION	FAN	FAN	GW	GLASS WINDOW	PBM	MOISTURE RESISTANT PLASTERBOARD	REF	REFRIGERATOR	SK	SKIRTING	TD	TIMBER DECKING	WC	WATER CLOSET
ALB	ALUMINIUM BATTEN	CONC	CONCRETE	FC	FIBRE CEMENT SHEETING	HD	HINGED DOOR	RFB	PERFORATED PLASTERBOARD	RH	RUBBER FLOORING	SKL	SKYLIGHT	TGSI	TACTILE GROUND SURFACE INDICATORS	WO	WALL IN NICHE
ALS	VERTICAL ALUMINIUM SCREEN	COS	CONFIRM ON SITE	FE	FIRE EXTINGUISHER	HP	HIGH POINT	PC	POLYCARBONATE SHEETING	RL	RANGEHOOD	SMB	SUB MAIN DISTRIBUTION BOARD - REFER TO ELECTRICAL DOCUMENTATION	TL	TILE	WO	WALL OVEN
AP	ACCESS PANEL	CPC	COLORBOND PARAPET CAPPING	FFL	FINISHED FLOOR LEVEL	HR	HANDRAIL	PCT	POWDERCOAT	RS	REDUCED LEVEL	SMP	RAIN WATER SUMP	TP	TAPWARE	WP	WALL PAPER
AS	AUSTRALIAN STANDARD	CPT	CARPET	FG	FIXED GLASS	HYD	HYDRAULIC	RD	PIVOT DOOR	RW	ROLLER SHUTTER	SN	STAIR NOSING	TR	TOWEL RAIL	WS	WHEEL STOP
BAL	BALUSTRADE	CR	CEMENT RENDER	FR	FIRE RESISTANCE	LVR	LOUVRE	PIN	PINBOARD	RWC	RECYCLED WASTE CUPBOARD	SP	SPANDREL PANEL	TRD	TOILET ROLL DISPENSER		
BF	BIFOLD DOOR	CRN	CORNICE	FRH	FIRE HOSE REEL - REFER TO HYDRAULIC DOCUMENTATION	LWL	WALL LIGHT	PL	PLASTIC LAMINATE	RWH	RAIN WATER HEAD - ALSO REFER HYDRAULIC DOCUMENTATION	SFD	SOAP DISPENSER	TS	TIMBER SOFFIT		
BH	BULKHEAD	DP	DOWNPIPE - REFER TO HYDRAULIC DOCUMENTATION	FI	FIRE INDICATOR PANEL TO CONSULTANT'S REQUIREMENTS	MC	METAL CLADDING	PRC	PROTECTION - CORNER	RWD	RAIN WATER OUTLET - ALSO REFER HYDRAULIC DOCUMENTATION	SFR	SPRINKLER - ALSO REFER HYDRAULIC DOCUMENTATION	TSC	TIMBER SCREEN		
BKL	BULKHEAD	DR	DOOR	FL	FLASHING	M	METAL CLADDING	PRD	PROTECTION - DOOR	RWT	RAINWATER TANK	SS	STAINLESS STEEL	TV	TIMBER VENEER		
BOL	BOLLARD	EDB	ELECTRICAL DISTRIBUTION BOARD - REFER TO ELECTRICAL DOCUMENTATION	FR	FIRE RESISTANCE	MECH	MECHANICAL	PRR	PROTECTION - RAILS	S	SINK	SSD	STAINLESS STEEL STRIP DRAIN	TXF	TEXTURED FINISH		
CAP	CAPPING	EF	EXHAUST FAN	FT	FLOOR TILES	M	MIRROR	PRW	PROTECTION - WALL	SC	STONE CLADDING	SSL	STRUCTURAL SLAB LEVEL	TYP	TYPICAL		
CBG	COLOR-BACKED GLASS	EG	EAVES GUTTER - REFER TO HYDRAULIC DOCUMENTATION	FW	FLOOR WASTE	MRS	METAL ROOF SHEETING	PS	POST - TIMBER	SD	SLIDING DOOR	ST	STONE	UR	URINAL		
		EJ	EXPANSION JOINT	G	GLASS	MWS	METAL WALL SHEETING	PT	PAINT FINISH	SG	SMART GLASS	SW	STORMWATER	US	UNDERSIDE		




EJE ARCHITECTURE

ACN 002 912 843 | ABN 82 644 649 849
Nominated Architect - Bennett Collins
NSW Architects Registration No.4438
A 412 KING STREET NEWCASTLE NSW 2300 AUSTRALIA
P +61 2 4929 2353 | F +61 2 4929 2300 | E mail@eje.com.au | W www.eje.com.au

COMPLETION OF THE QUALITY ASSURANCE CHECKS IS VERIFICATION THAT THE DOCUMENT CONFORMS WITH THE REQUIREMENTS OF THE QUALITY PROJECT PLAN, WHERE THE QUALITY ASSURANCE CHECK IS INCOMPLETE THIS DOCUMENT IS PRELIMINARY FOR INFORMATION PURPOSES ONLY, OR SUCH PURPOSES AS STATED IN THE REVISION COLUMN.

THE IDEAS, INFORMATION AND CONCEPTS CONTAINED IN THIS DOCUMENT ARE THE PROPERTY OF EJE ARCHITECTURE. PHOTOCOPYING OR REPRODUCING THIS DOCUMENT AND PASSING IT ON TO OTHERS WITHOUT THE EXPRESS PERMISSION OF EJE ARCHITECTURE IS AN INFRINGEMENT OF COPYRIGHT. ©



REV	DATE	COMMENTS	DRN	CHKD	VRFD
A	5/07/2023	ISSUE FOR DA	LJJ	BJC	BJC
B	18/07/2023	ISSUE FOR DA	LJJ	BJC	BJC
C	14/09/2023	ISSUE FOR DA - RFI REVISION 1	LJJ	BJC	BJC
D	1/12/2023	ISSUE FOR DA - RFI REVISION 2	LJJ	BJC	BJC

PROJECT: METFORD MEDICAL
SITE: 412 KING STREET, NEWCASTLE, NSW 2300
DRAWING: NOTIFICATION ELEVATIONS - BUILDING B
CLIENT: Metford Medical
395 Metford Road, METFORD NSW, 2323

WORK IN FIGURED DIMENSIONS IN PREFERENCE TO SCALE. CHECK DIMENSIONS AND LEVELS ON SITE PRIOR TO THE ORDERING OF MATERIALS OR THE COMPLETION OF WORKSHOP DRAWINGS. IF IN DOUBT ASK. REPORT ALL ERRORS AND OMISSIONS.

FILENAME: 14541-DA-MetfordMedical-231201.ph

DRAWN: LJJ DATE: 1/12/2023

PROJECT No: 14541 DA PHASE: A36 DRAWING No: A36

REV: D

